

TX-3870W42FSA3-NU3CD-01

PRODUCT SPECIFICATION

Features:

- ◆Excellent transiting heat from LED chip operating under 4600mA.
- ◆Ceramic eutectic package allows it to have minimal internal stress and excellent thermal path.
- ◆Flip chip coated with package, the output of lumen is stable.
- ◆High luminous output.
- ◆Encapsulated materials are environmentally certified and meet environmental requirements.

Chip Material:

- ◆GaN

Lens Color:

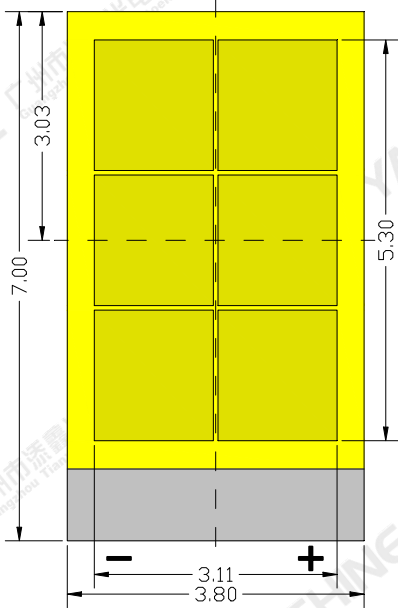
- ◆Cold white

Applications:


- ◆Automobile lighting

Part No.	TX-3870W42FSA3-NU3CD-01	Spec No.	WKF-EQ0001	Page	1 of 9
----------	-------------------------	----------	------------	------	--------

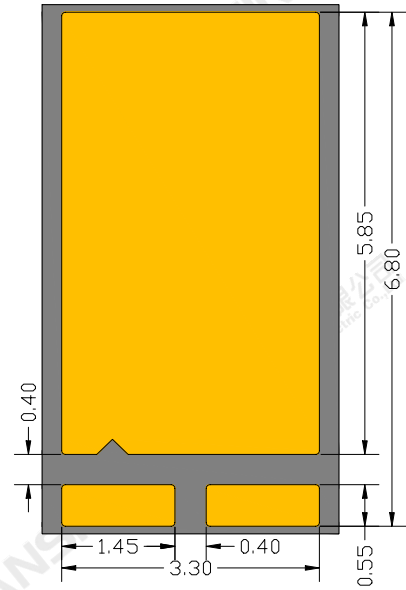
Package Dimensions:



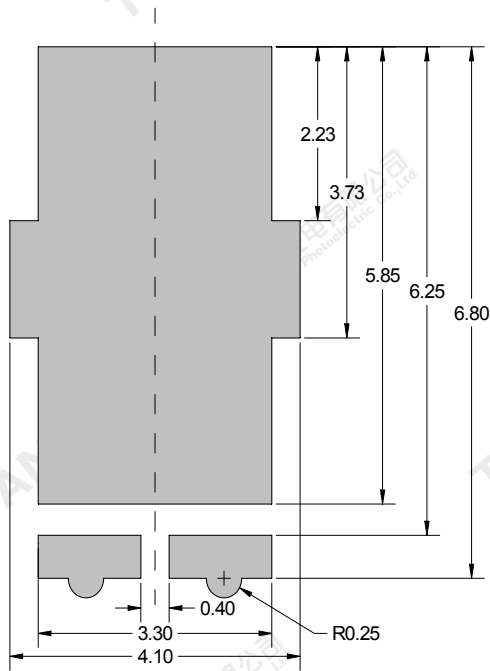
Top view



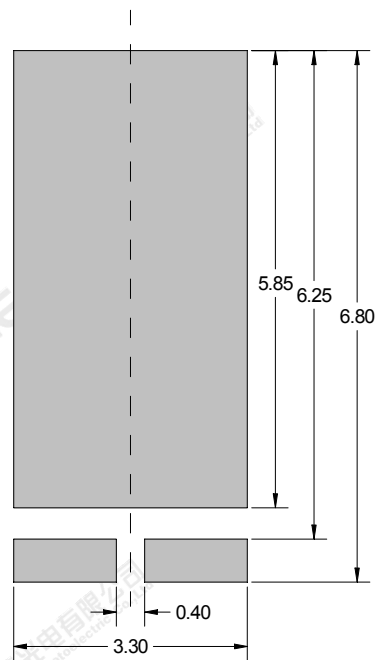
Side view



Bottom view



Recommended solder pad



recommended stencil pattern

Notes:

- 1.All dimensions are in millimeters .
- 2.Tolerances unless otherwise mentioned are $\pm 0.1\text{mm}$.

Part No.	TX-3870W42FSA3-NU3CD-01	Spec No.	WKF-EQ0001	Page	2 of 9
----------	-------------------------	----------	------------	------	--------

Absolute Maximum Ratings (Tc=25°C)

Parameter	Symbol	Ratings	Unit
Forward Current	IF	4600	mA
Reverse Voltage	VR	Not designed for reverse operation	V
Power Dissipation	PD	45	W
Junction Temperature	Tj	150	°C
Electrostatic Discharge Threshold (ESD)	ESD	2000	V
Storage Temperature	Tstg	-40~+70	°C
Operation Temperature	Topr	-30~+125	

Notes:

- Specifications are subject to change without notice.
- The data on this specification is for reference only and the actual data is in accordance with the acknowledgment.
- Precautions for ESD:
STATIC SHIELD Electricity and surge damages the LED. It is recommended to use a wrist band or anti-electrostatic glove when handling the LED. All devices, equipment and machinery must be properly grounded.

Part No.	TX-3870W42FSA3-NU3CD-01	Spec No.	WKF-EQ0001	Page	3 of 9
----------	-------------------------	----------	------------	------	--------

Electrical Optical Characteristics (Tc=25°C)

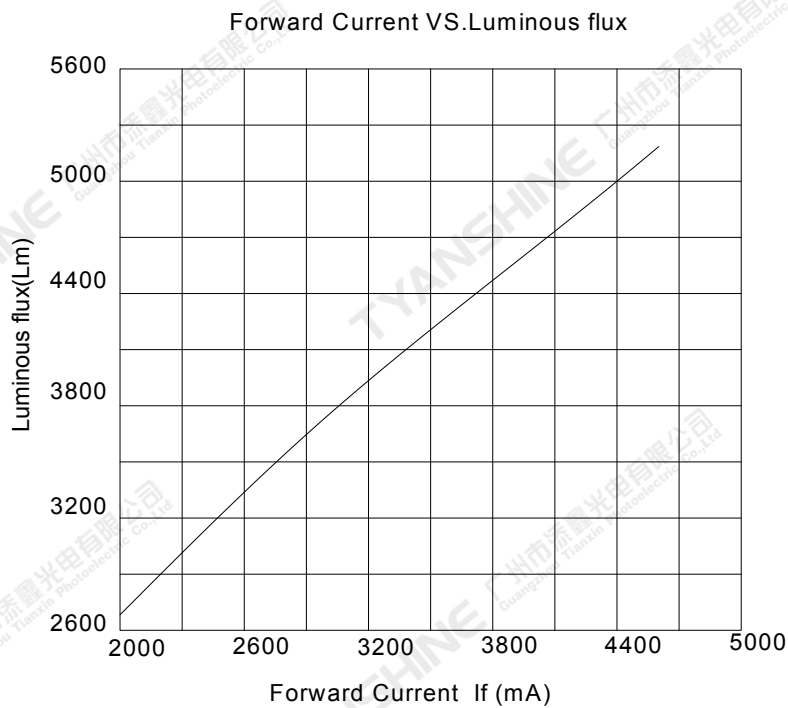
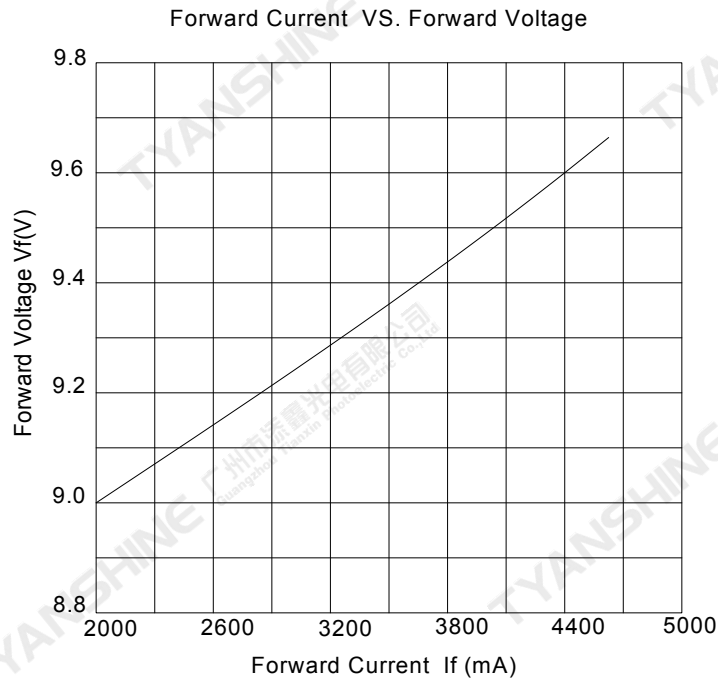
Parameter	Symbol	Condition	Emitting Color	Min.	Typ.	Max.	Units
Luminous Flux	ϕ_v	If=4400mA	W	4600	5000	5300	lm
Forward Voltage	V_f		W	9.2	9.6	10.0	V
Correlated Colour Temperature	CCT	If=2000mA	W	5700	6250	6600	K
Viewing Angle at 50% IV	$2\theta_{1/2}$	—	W	—	120	—	Deg
Reverse Current	I_R	—	W	—	—	—	μA
Thermal Resistance Junction to Case	$R\theta_{J-C}$	—	—	—	0.28	—	K/W
Temperature Coefficient of Voltage	$V\Delta F/T$	If=4400mA	W	—	-7.5	—	mV/°C

Notes:

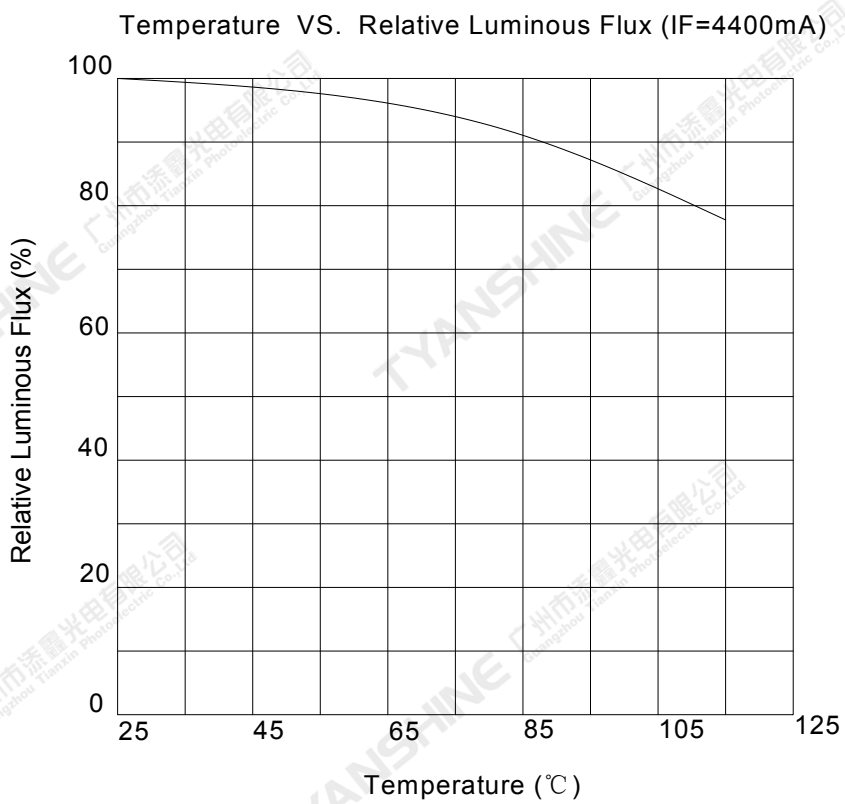
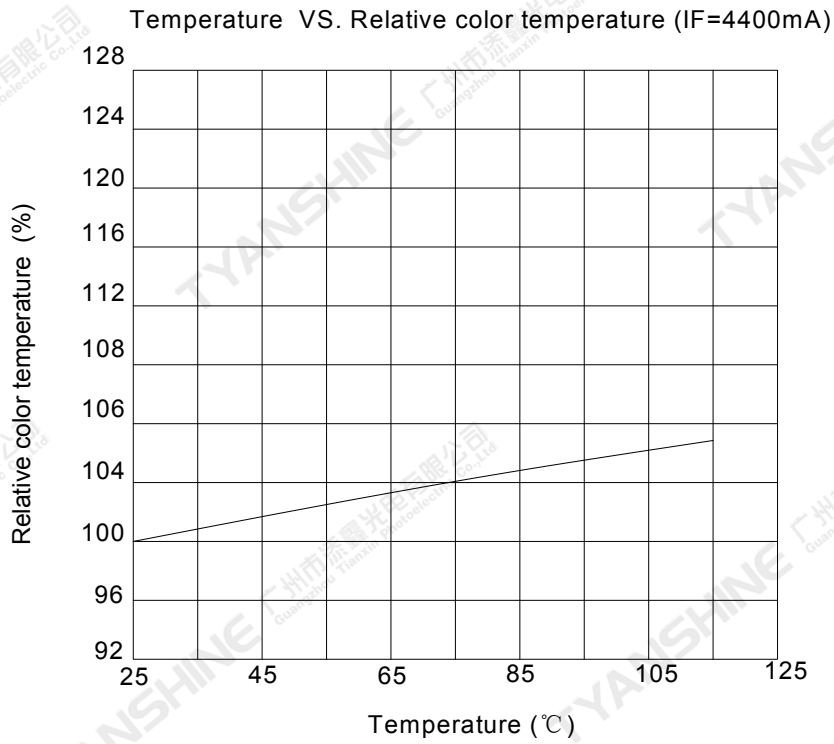
- 1.Luminous intensity is measured with a light sensor and filter combination that approximates the CIE eye-response curve.
2. $\theta_{1/2}$ is the off-axis angle at which the luminous intensity is half the axial luminous intensity.
- 3.The dominant wavelength (λ_d) is derived from the CIE chromaticity diagram and represents the single wavelength which defines the color of the device.
- 4.Luminous flux measurement tolerance:±10%.
- 5.Forward voltage measurement tolerance:±10%V.

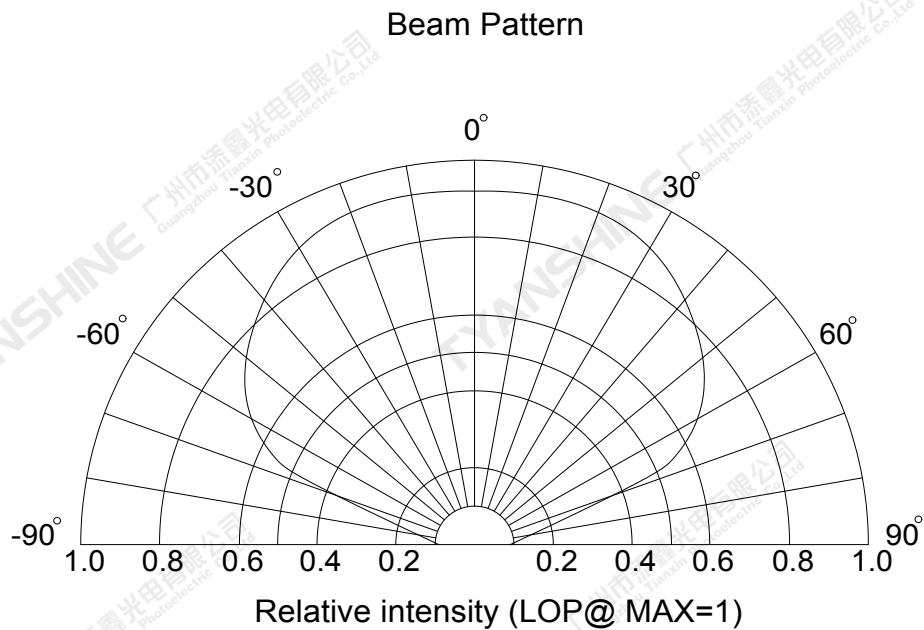
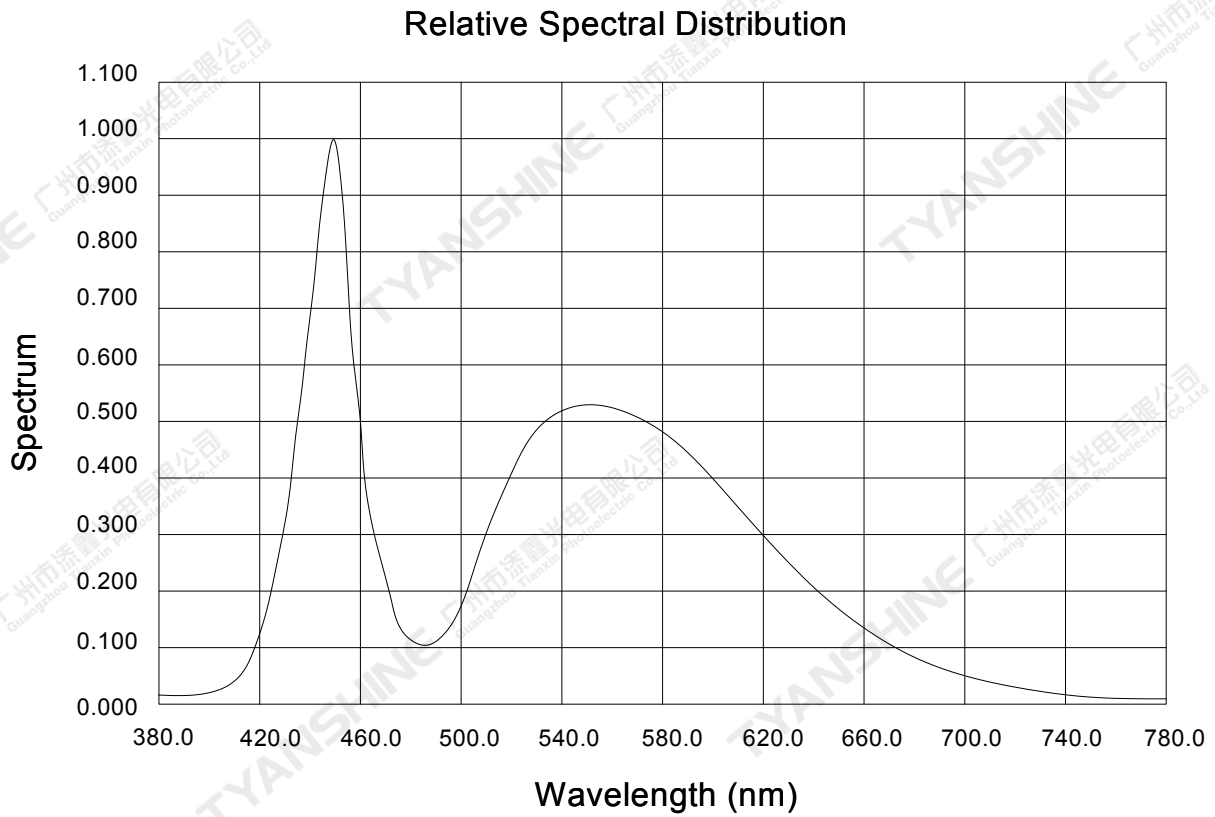
Typical Electrical/Optical Characteristics Curves

(25°C Ambient Temperature Unless Otherwise Noted)



Part No.	TX-3870W42FSA3-NU3CD-01	Spec No.	WKF-EQ0001	Page	5 of 9
----------	-------------------------	----------	------------	------	--------





Notes:

1. $2\theta_{1/2}$ is the off axis angle from lamp centerline where the luminous intensity is 1/2 of the peak value.
2. View angle tolerance is $\pm 5^\circ$.

Part No.	TX-3870W42FSA3-NU3CD-01	Spec No.	WKF-EQ0001	Page	7 of 9
----------	-------------------------	----------	------------	------	--------

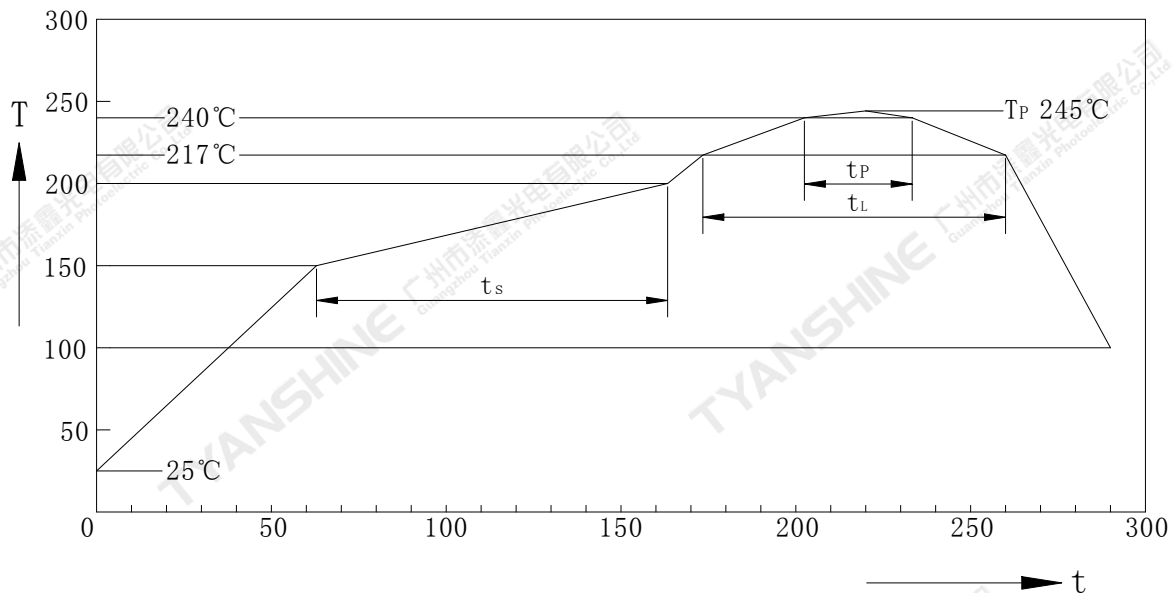
Usage Precautions

Storage Environment Condition

Temperature: 5°C ~ 30°C (41°F ~ 86°F)

Humidity: 60% RH Max.

Soldering Condition



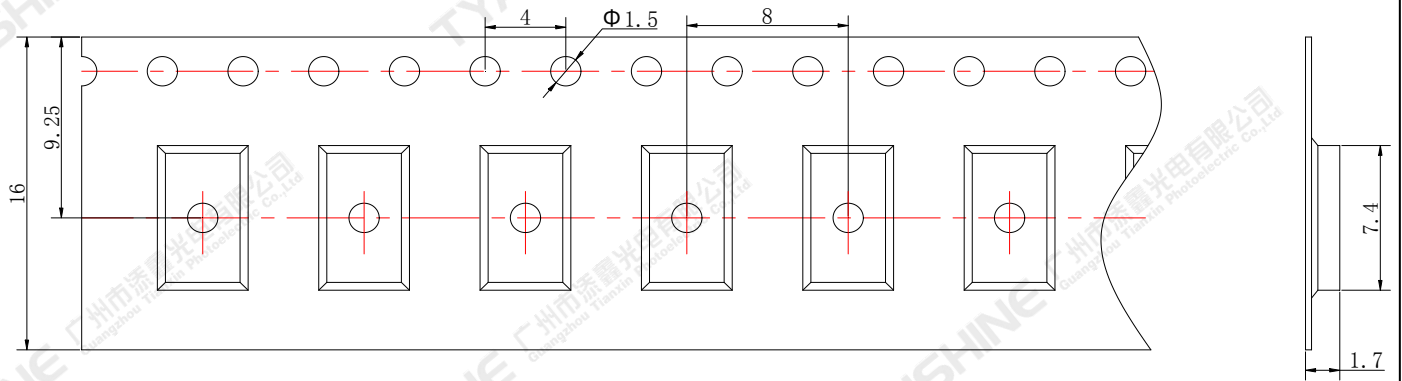
Profil-Charakteristik Profile Feature	Symbol	Pb-Free(SnAgCu)Assembly			Einheit Unit
		Minimum	Recommendation	Maximum	
Ramp-up Rate to Preheat 25°C to 150°C	-	-	2	3	K/s
Time t_s T_{Smin} to T_{Smax}	t_s	60	100	120	s
Ramp-up Rate to Peak T_{Smax} to T_p	-	-	2	3	K/s
Liquidus Temperature	T_L	217			°C
Time above Liquidus temperature	t_L	-	80	100	s
Peak Temperature	T_P	-	245	260	°C
Time within 5°C of the specified peak temperature T_p-5 K	t_p	10	20	30	s
Ramp-down Rate T_p to 100°C	-	-	3	6	K/s
Time 25°C to T_p	-	-	-	480	-

Note:

All temperatures refer to topside of the package, measured on the package body surface.

Dimensions For Cannulation And Packaging

Quantity: 1000PCS



Notes:

1. All dimensions are in millimeters.
2. Tolerances are ± 2.0 mm unless otherwise noted.
3. The products are packaged together with silica gel, Transport, not to the weight of welding LED light-emitting area, As a result of the weight of LED light-emitting zone in the quality of, Irresponsible of the Company.

Part No.	TX-3870W42FSA3-NU3CD-01	Spec No.	WKF-EQ0001	Page	9 of 9
----------	-------------------------	----------	------------	------	--------