

TX-2016G8VSA1-NP3DE-01

PRODUCT SPECIFICATION

Features:

- ◆ Excellent transiting heat from LED chip operating under 2500mA.
- ◆ High luminous output.
- ◆ No UV.
- ◆ Encapsulated materials are environmentally certified and meet environmental requirements.

Chip Material:

- ◆ GaN

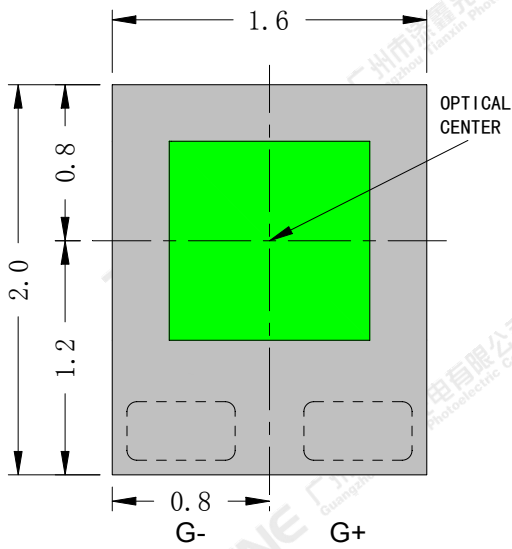
Emitting Color:

- ◆ Green(G)

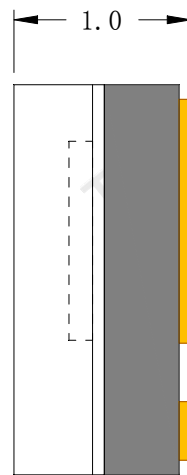
Applications:

- ◆ Portable Flashlight
- ◆ Garden lighting
- ◆ General Lighting

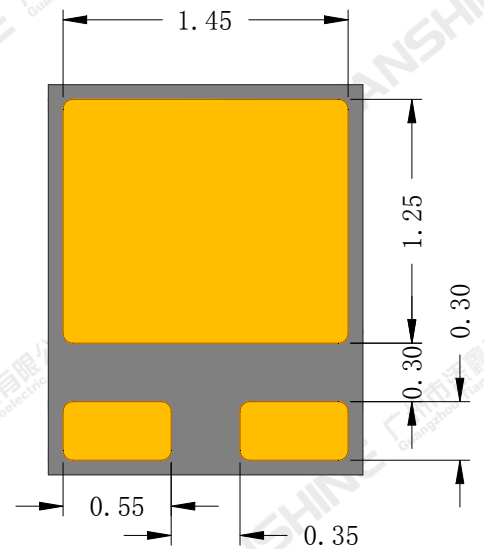
Package Dimensions:



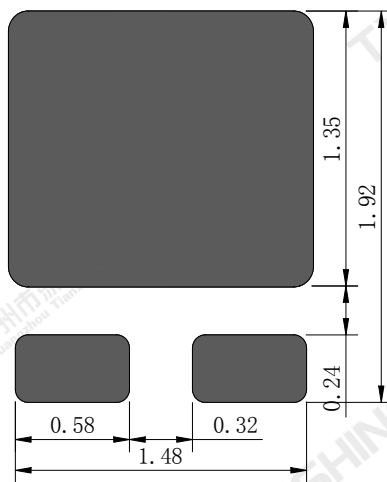
Top view



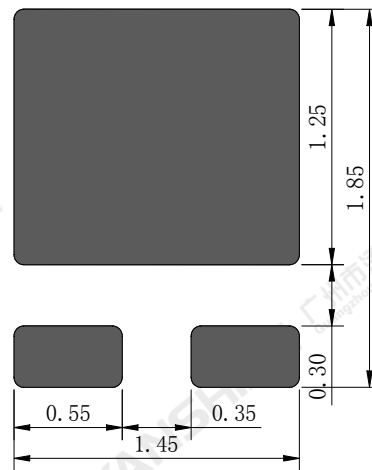
Side view



Bottom view



Recommended solder pad



Recommended stencil pattern

Notes:

- 1.All dimensions are in millimeters .
- 2.Tolerances unless otherwise mentioned are $\pm 0.1\text{mm}$.

Part No.	TX-2016G8VSA1-NP3DE-01	Spec No.	WKF-EP0002	Page	2 of 8
----------	------------------------	----------	------------	------	--------

Absolute Maximum Ratings (Tc=25°C)

Parameter	Symbol	Ratings	Unit
Forward Current	IF	2500	mA
Reverse Voltage	VR	5	V
Power Dissipation	PD	10.25	W
Junction Temperature	Tj	150	°C
Electrostatic Discharge Threshold (ESD)	ESD	ESD sensitive device	V
Storage Temperature	Tstg	-40~+70	°C
Operation Temperature	Topr	-30~+85	

Notes:

- 1.Specifications are subject to change without notice.
- 2.The data on this specification is for reference only and the actual data is in accordance with the acknowledgment.
- 3.Precautions for ESD:
STATIC SHIELD Electricity and surge damages the LED. It is recommended to use a wrist band or anti-electrostatic glove when handling the LED. All devices, equipment and machinery must be properly grounded.

Electrical Optical Characteristics (Tc=25°C , IF=1.0A)

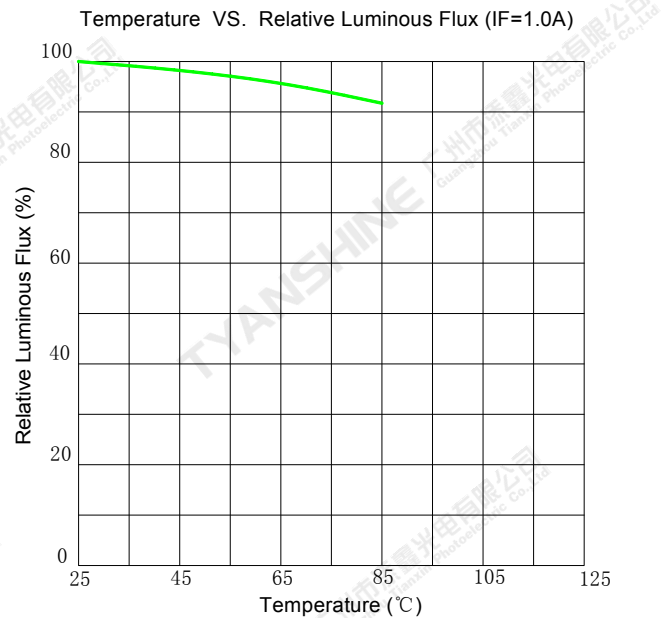
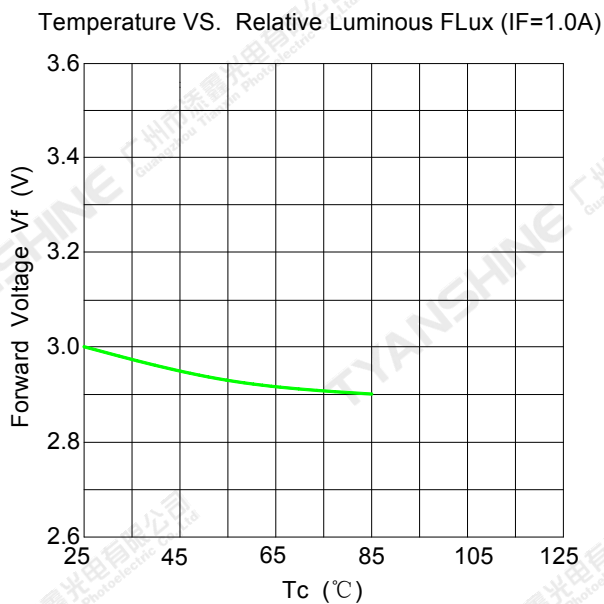
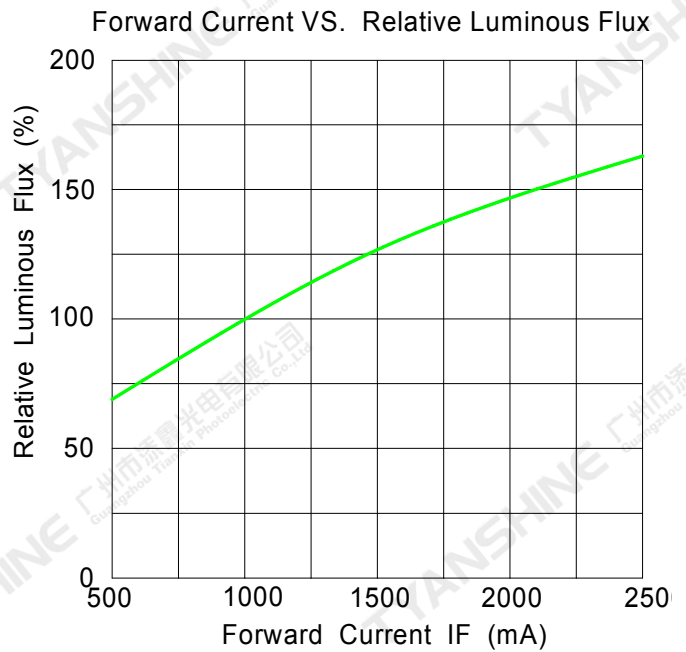
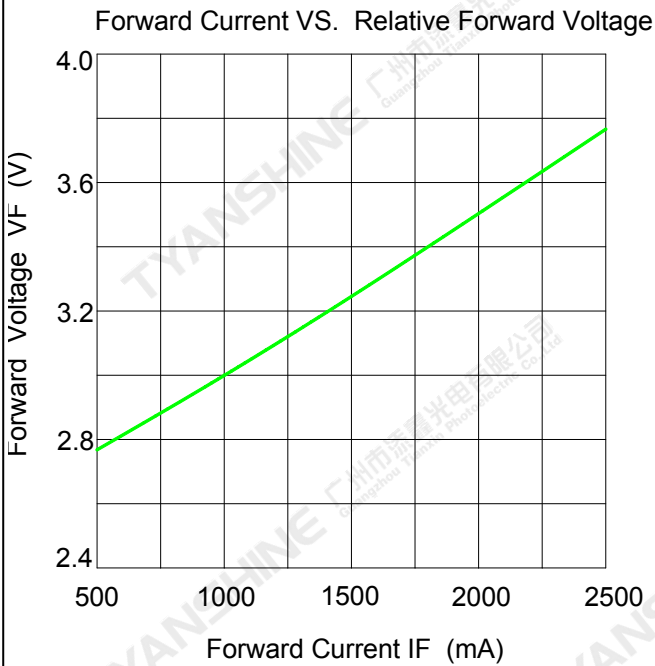
Parameter	Symbol	Min.	Typ.	Max.	Units
Luminous Flux	ϕ_v	190	205	—	lm
Forward Voltage	V_f	2.8	3.0	3.5	V
Peak Emission Wavelength	λ_p	520	523	526	nm
Dominant Wavelength	λ_d	527	530	533	nm
Spectral Line Half-Width	$\Delta\lambda$	28	33	38	nm
Viewing Angle at 50 % IV	$2\theta_{1/2}$	—	120	—	Deg
Reverse Current	I_R	—	—	2	μA
Thermal Resistance Junction to Case	$R\theta_{J-C}$	—	4.8	—	K/W
Temperature Coefficient of Voltage	$V\Delta F/T$	—	-3.3	—	mV/°C

Notes:

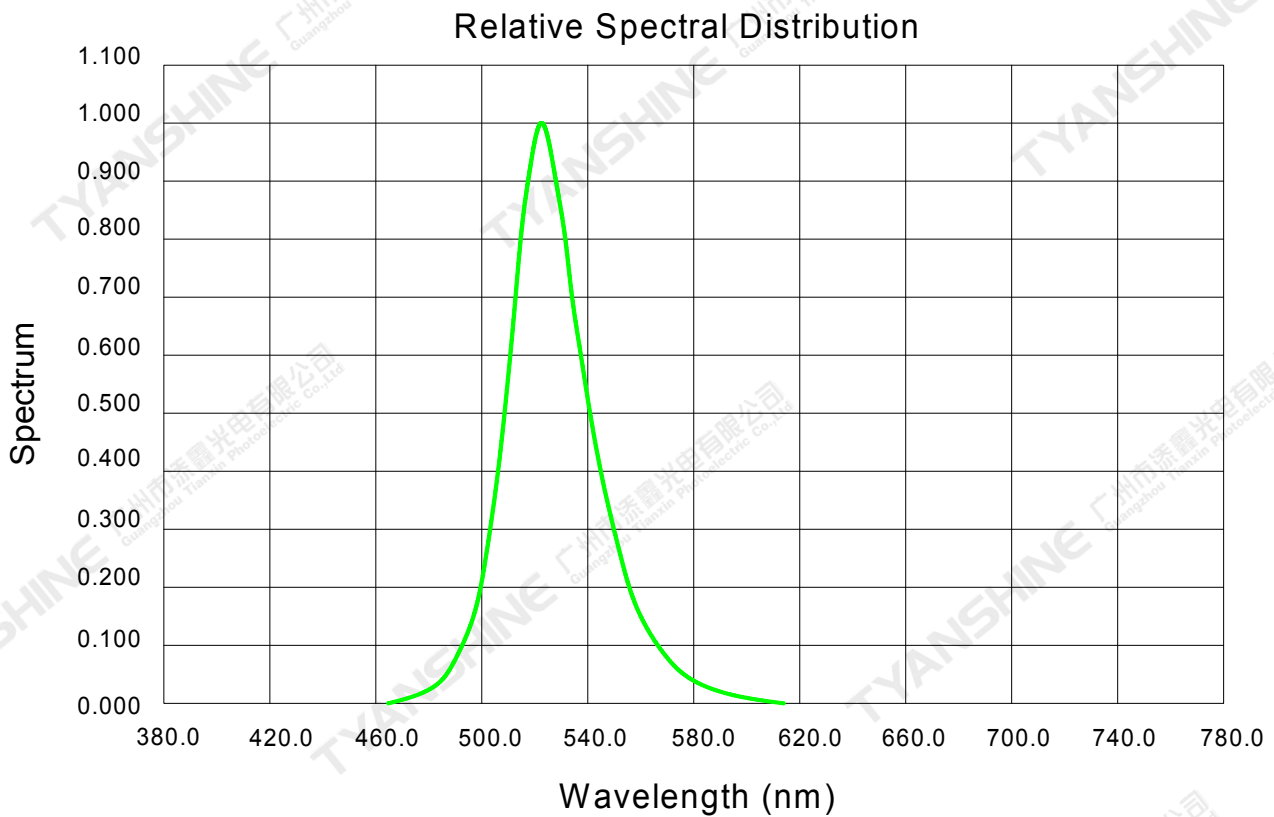
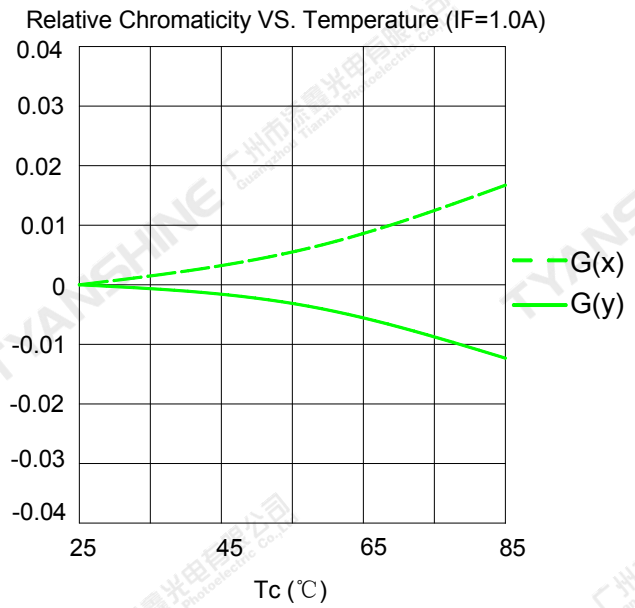
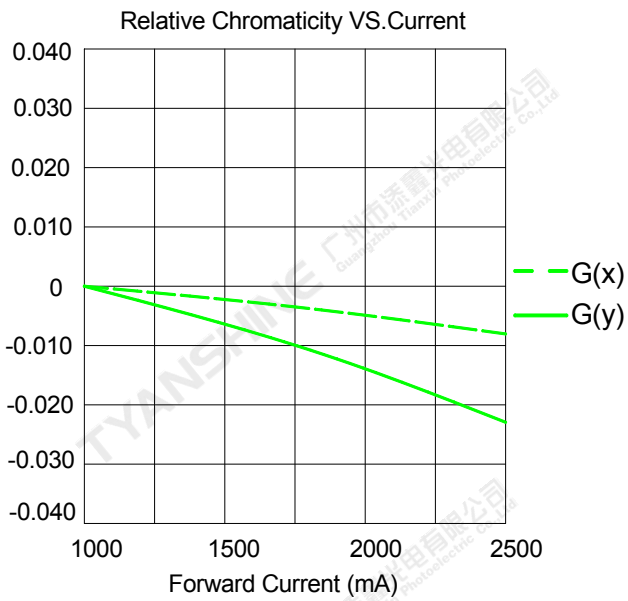
- 1.Luminous intensity is measured with a light sensor and filter combination that approximates the CIE eye-response curve.
2. $\theta_{1/2}$ is the off-axis angle at which the luminous intensity is half the axial luminous intensity.
- 3.Luminous flux measurement tolerance:±10%.
- 4.Forward voltage measurement tolerance:±0.3V.
- 5.Ra measurement tolerance:±2.

Typical Electrical/Optical Characteristics Curves

(25°C Ambient Temperature Unless Otherwise Noted)



Notes: — Green (G) ;



Notes: — Green (G) ;

Notes:

1. $2\theta_{1/2}$ is the off axis angle from lamp centerline where the luminous intensity is 1/2 of the peak value.
2. View angle tolerance is $\pm 5^\circ$.

Part No.	TX-2016G8VSA1-NP3DE-01	Spec No.	WKF-EP0002	Page	6 of 8
----------	------------------------	----------	------------	------	--------

Usage Precautions

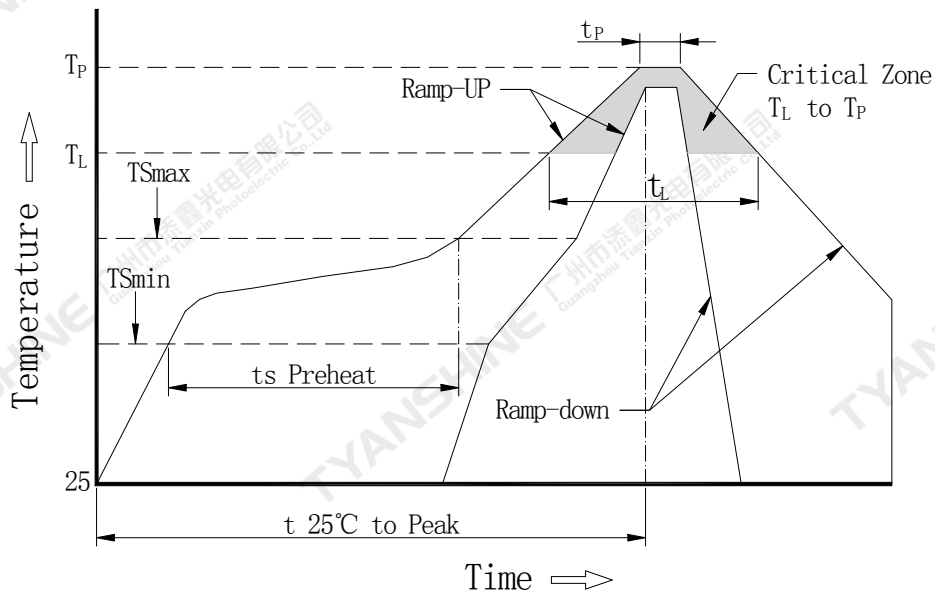
Storage Environment Condition

Temperature: 5°C ~ 30°C (41°F ~ 86°F)

Humidity: 60% RH Max.

Soldering Condition

Use the conditions shown to the under figure.



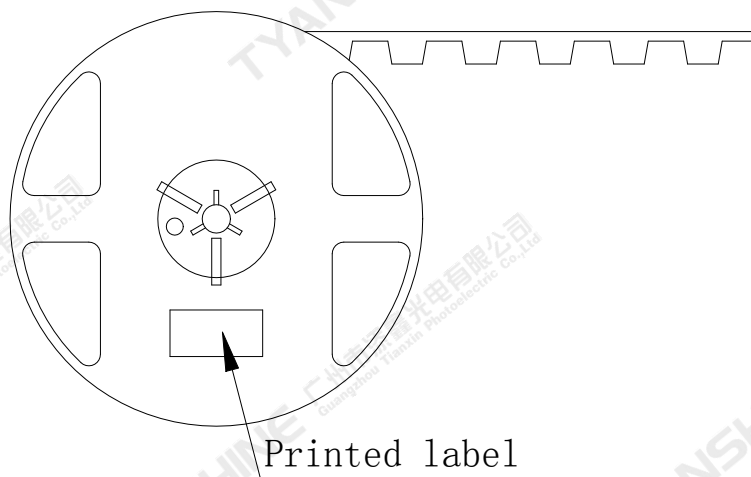
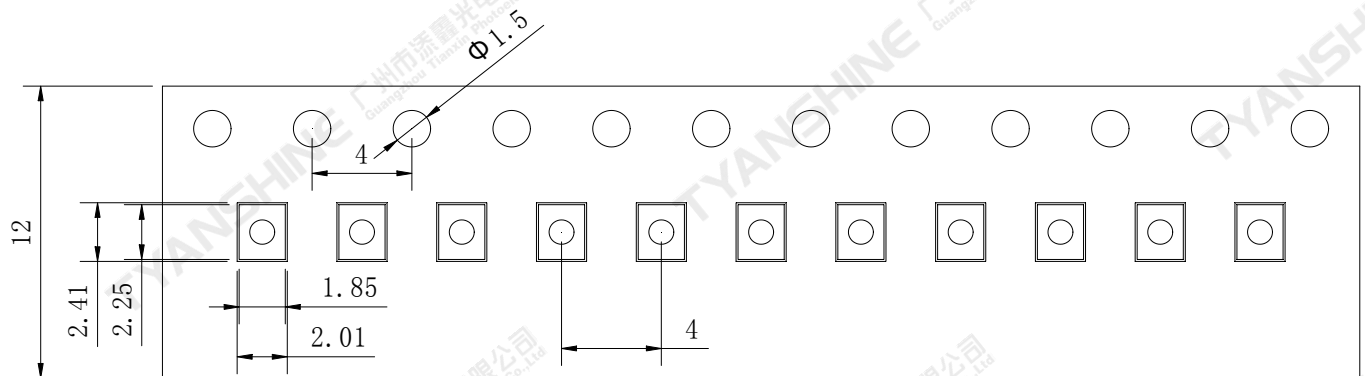
Profile Feature	Pb-Free Solderr(SnBi35Ag0.3)
Average Ramp-Up Rate (Ts _{max} to T _p)	3°C/second max.
Preheat: Temperature Min (Ts _{min})	100°C
Preheat: Temperature Max (Ts _{max})	150°C
Preheat: Time (Ts _{min} to Ts _{max})	60-120 seconds
Time Maintained Above: Temperature (T _L)	183°C
Time Maintained Above: Time (T _L)	60-150 seconds
Peak/Classification Temperature (T _p)	225°C
Time Within 5°C of Actual Peak Temperature (T _p)	10-30 seconds
Ramp-Down Rate	6°C/second max.
Time 25°C to Peak Temperature	6 minutes max.

Note:

All temperatures refer to topside of the package, measured on the package body surface.

Dimensions For Cannulation And Packaging

Quantity: 3000PCS



Notes:

1. All dimensions are in millimeters.
2. Tolerances are ± 2.0 mm unless otherwise noted.
3. The products are packaged together with silica gel, Transport, not to the weight of welding LED light-emitting area, As a result of the weight of LED light-emitting zone in the quality of, Irresponsible of the Company.

Part No.	TX-2016G8VSA1-NP3DE-01	Spec No.	WKF-EP0002	Page	8 of 8
----------	------------------------	----------	------------	------	--------