

TX-3535C10FC120-NGVENA72-01

PRODUCT SPECIFICATION

Features:

- ◆ Excellent transiting heat from LED chip operating under 2000 mA.
- ◆ High luminous output.
- ◆ No UV.
- ◆ Encapsulated materials are environmentally certified and meet environmental requirements.

Chip Material:

- ◆ GaN

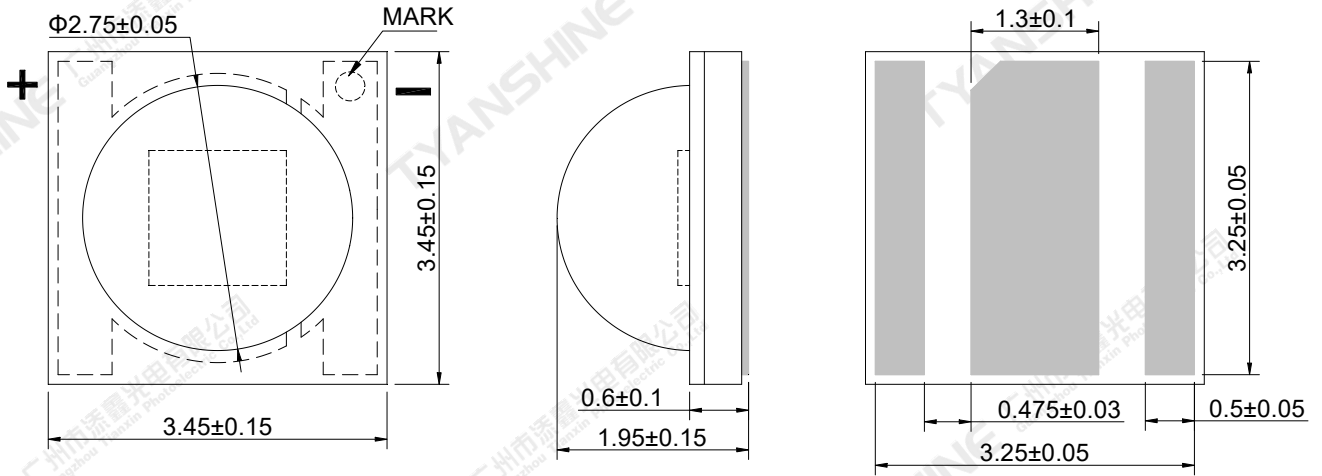
Emitting Color:

- ◆ Cyan

Applications:

- ◆ Auxiliary lighting
- ◆ Architectural lighting
- ◆ General Lighting

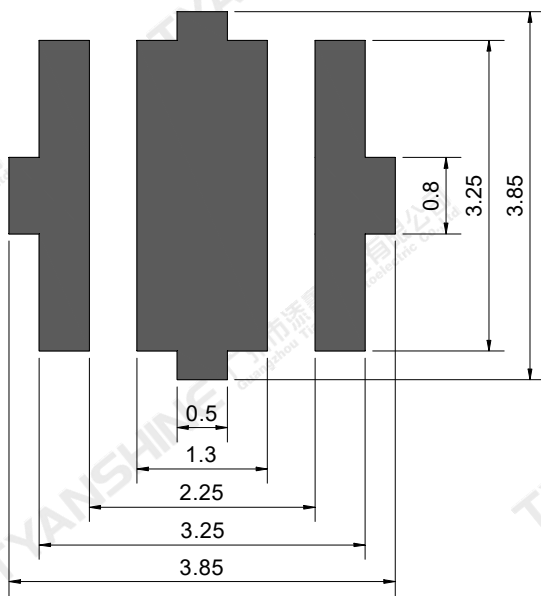
Package Dimensions:



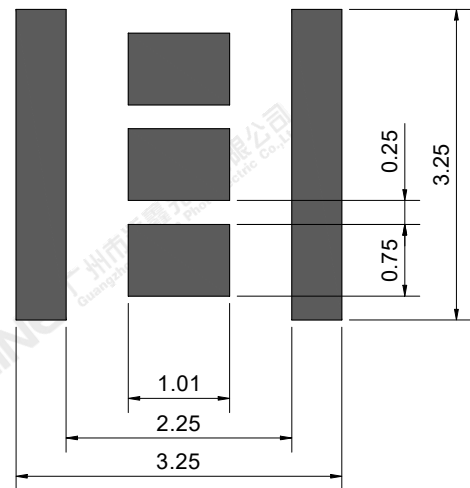
Top view

Side view

Bottom view



Recommended solder pad



Recommended stencil pattern

Notes:

1. All dimensions are in millimeters .
2. Tolerances unless otherwise mentioned are ± 0.1 mm .

Absolute Maximum Ratings (Tc=25°C)

Parameter	Symbol	Ratings	Unit
Forward Current	IF	2000	mA
Reverse Voltage	VR	Not designed for reverse operation	V
Power Dissipation	PD	8.0	W
Junction Temperature	Tj	150	°C
Electrostatic Discharge Threshold (ESD)	ESD	5	V
Storage Temperature	Tstg	-40~+70	°C
Operation Temperature	Topr	-30~+85	

Notes:

- Specifications are subject to change without notice.
- The data on this specification is for reference only and the actual data is in accordance with the acknowledgment.
- Precautions for ESD:
STATIC SHIELD Electricity and surge damages the LED. It is recommended to use a wrist band or anti-electrostatic glove when handling the LED. All devices, equipment and machinery must be properly grounded.

Electrical Optical Characteristics (Tc=25°C)

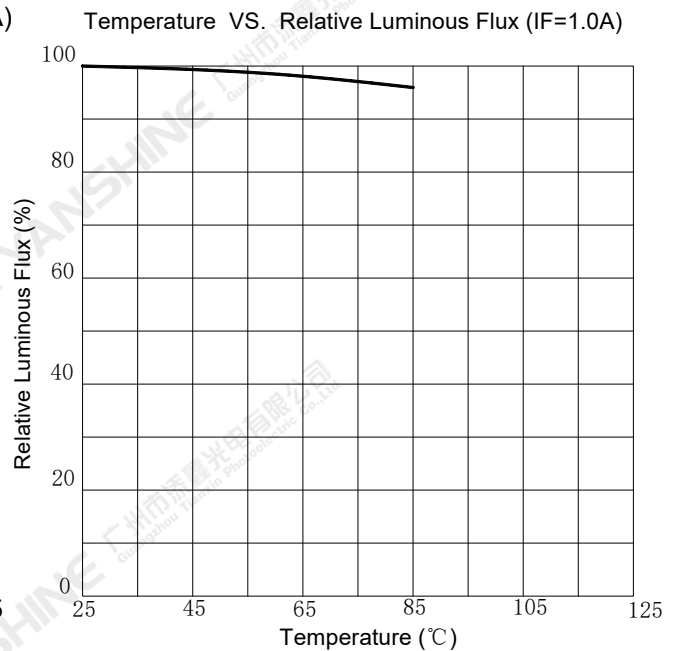
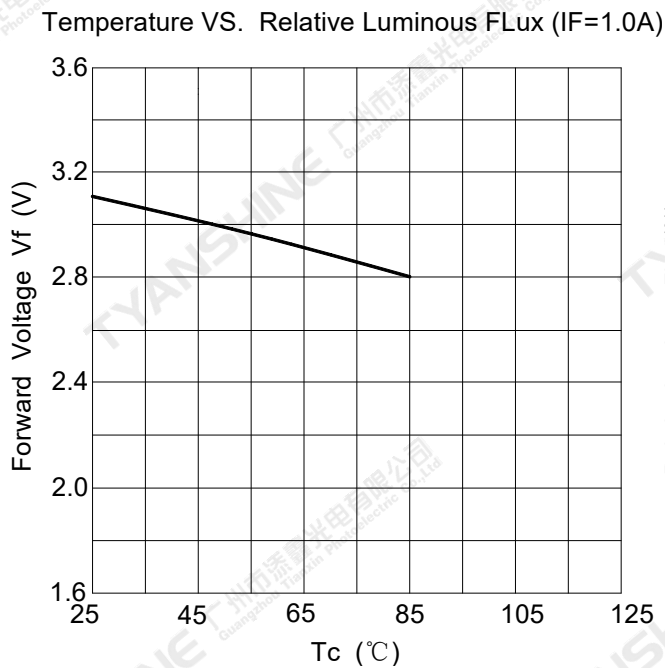
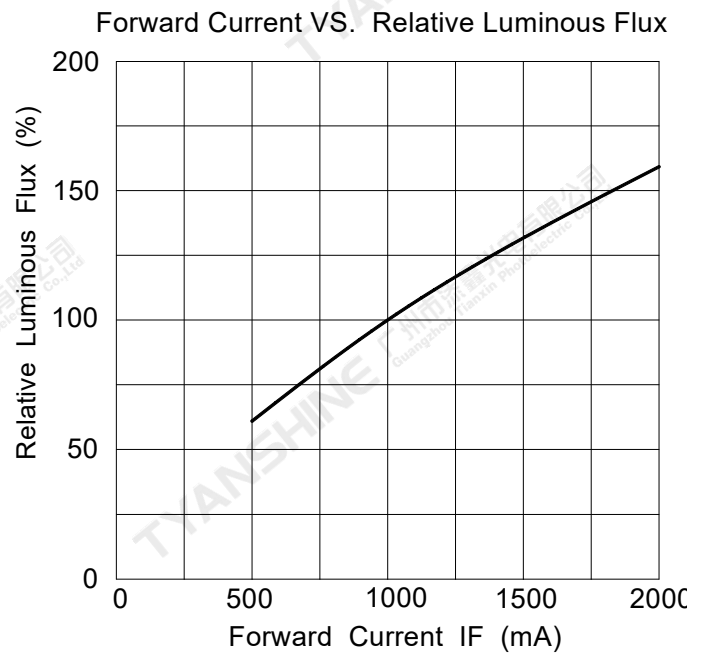
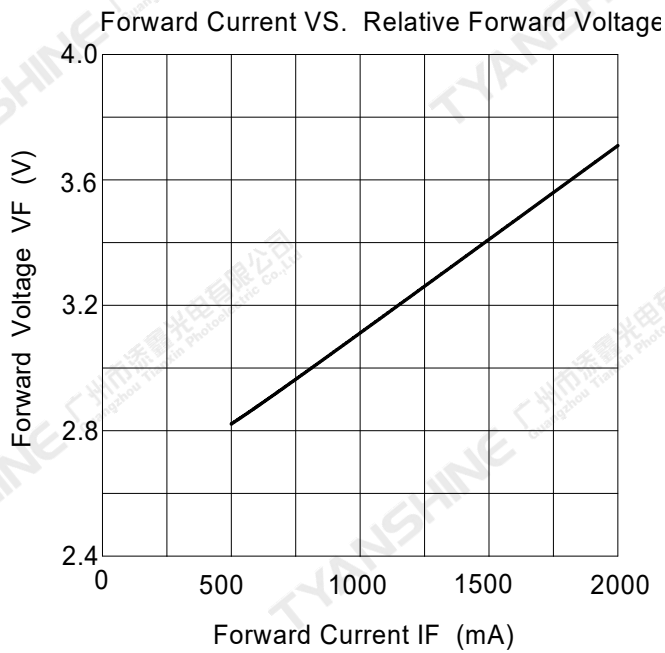
Parameter	Symbol	Condition	Min.	Typ.	Max.	Units
Luminous Flux	ϕ_v	If=1000mA	125	145	165	lm
Forward Voltage	V_f		2.7	3.1	3.5	V
Viewing Angle at 50% IV	$2\theta_{1/2}$		—	120	—	Deg
Peak Emission Wavelength	λ_p		480	483	486	nm
Dominant Wavelength	λ_d		484	487	490	nm
Viewing Angle at 50% IV	$2\theta_{1/2}$		22	27	32	nm
Reverse Current	I_R	VR=5V	—	—	2	μA
Thermal Resistance Junction to Case	$R\theta_{J-C}$	If=1000mA	—	4.9	—	K/W
Temperature Coefficient of Voltage	$V\Delta F/T$		—	-2	—	mV/°C

Notes:

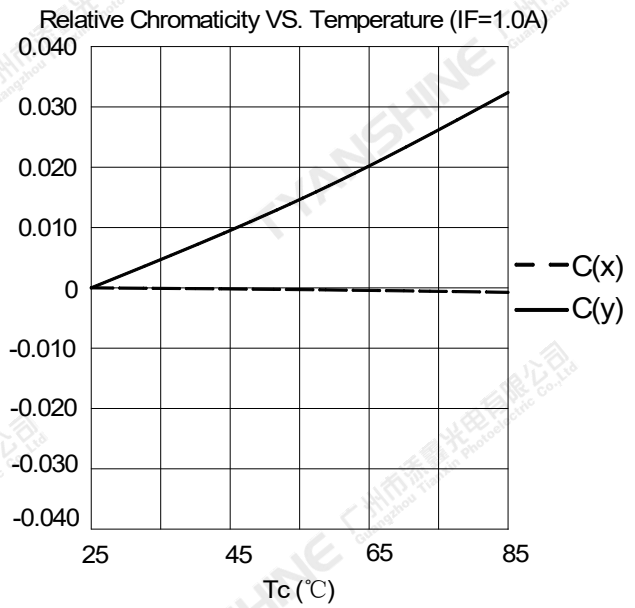
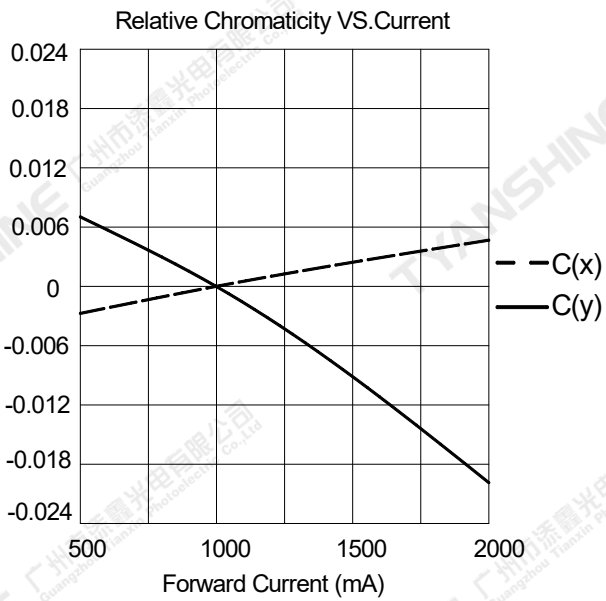
- 1.Luminous intensity is measured with a light sensor and filter combination that approximates the CIE eye-response curve.
2. $\theta_{1/2}$ is the off-axis angle at which the luminous intensity is half the axial luminous intensity.
- 3.Luminous flux measurement tolerance:±15%.
- 4.Forward voltage measurement tolerance:±0.15V.

Typical Electrical/Optical Characteristics Curves

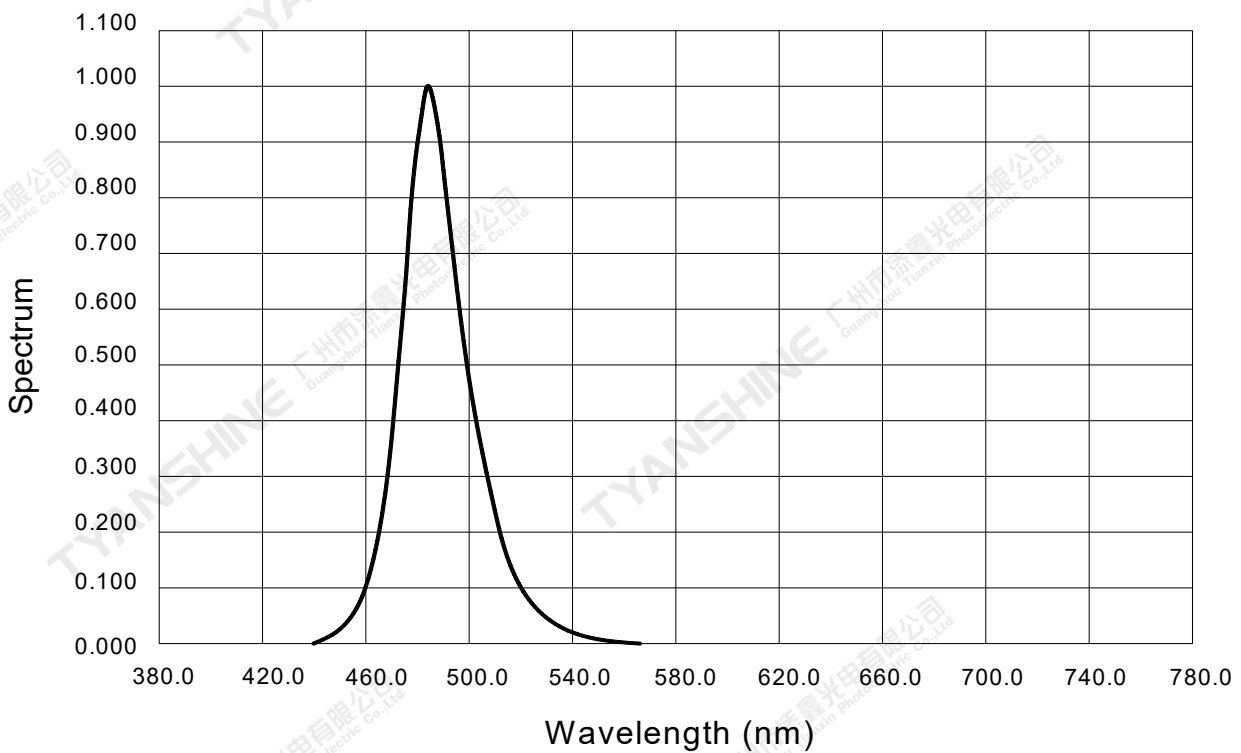
(25°C Ambient Temperature Unless Otherwise Noted)



Notes: — Cyan (C) ;



Relative Spectral Distribution



Notes: — Cyan (C) ;

Notes:

1. $2\theta_{1/2}$ is the off axis angle from lamp centerline where the luminous intensity is 1/2 of the peak value.
2. View angle tolerance is $\pm 5^\circ$.

Usage Precautions

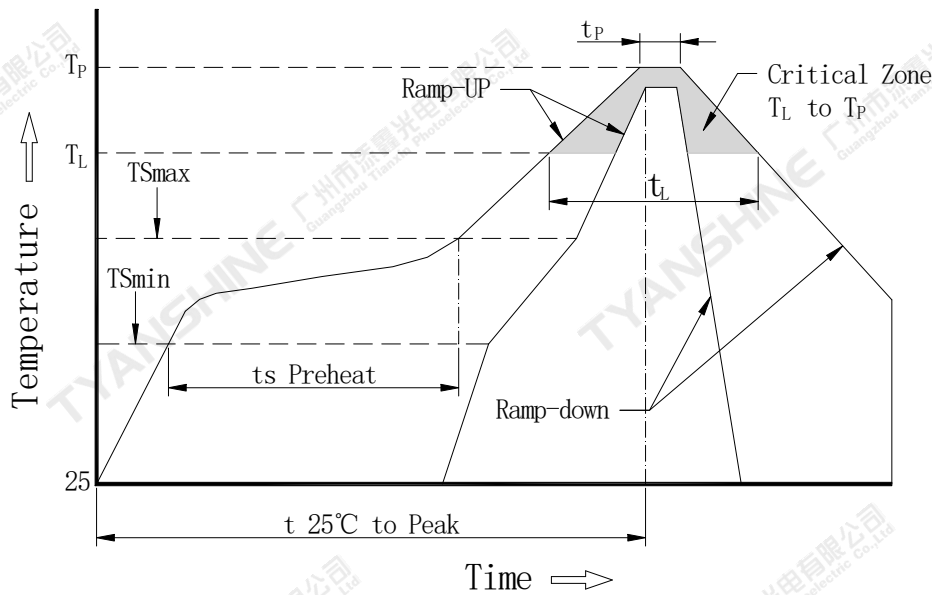
Storage Environment Condition

Temperature: 5°C ~ 30°C (41°F ~ 86°F)

Humidity: 60% RH Max.

Soldering Condition

Use the conditions shown to the under figure.



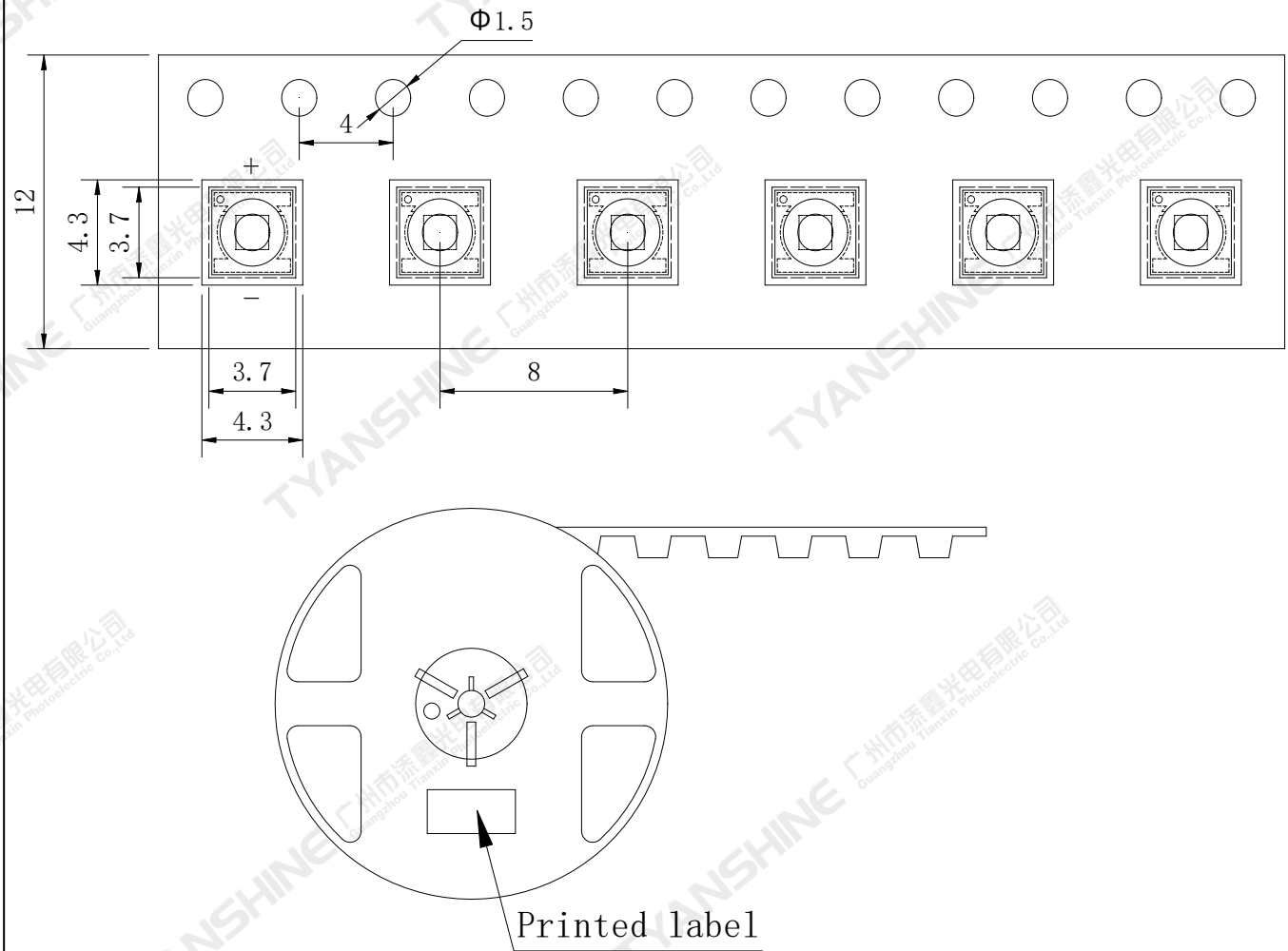
Profile Feature	Lead-Based Solder
Average Ramp-Up Rate (T_{Smax} to T_P)	3°C/second max.
Preheat: Temperature Min (T_{Smin})	130°C
Preheat: Temperature Max (T_{Smax})	190°C
Preheat: Time (T_{Smin} to T_{Smax})	120-180 seconds
Time Maintained Above: Temperature (T_L)	230°C
Time Maintained Above: Time (T_L)	60-150 seconds
Peak/Classification Temperature (T_P)	255°C
Time Within 5°C of Actual Peak Temperature (T_P)	10-35 seconds
Ramp-Down Rate	5°C/second max.
Time 25°C to Peak Temperature	7 minutes max.

Note:

All temperatures refer to topside of the package, measured on the package body surface.

Dimensions For Cannulation And Packaging

Quantity:1000 PCS



Notes:

1. All dimensions are in millimeters.
2. Tolerances are ± 2.0 mm unless otherwise noted.
3. The products are packaged together with silica gel, Transport, not to the weight of welding LED light-emitting area, As a result of the weight of LED light-emitting zone in the quality of, Irresponsible of the Company.

Part No.	TX-3535C10FC120-NGVENA72-01	Spec No.	WKF-ED0083	Page	8 of 9
----------	-----------------------------	----------	------------	------	--------