

TX-1515RGBWS40A11M08-02H90

PRODUCT SPECIFICATION

Features:

- ◆Excellent transiting heat from LED chip operating under R: 450mA, GBWS: 600mA.
- ◆Mixing any two colors of light,there will be no partial color and color spots uneven phenomenon.
- ◆High luminous output.
- ◆No UV.
- ◆Encapsulated materials are environmentally certified and meet environmental requirements.

Chip Material:

- ◆Red:AlGaInP
- ◆Green:GaInN
- ◆Blue:GaN
- ◆Warm White:GaN
- ◆White:GaN

Emitting Color:

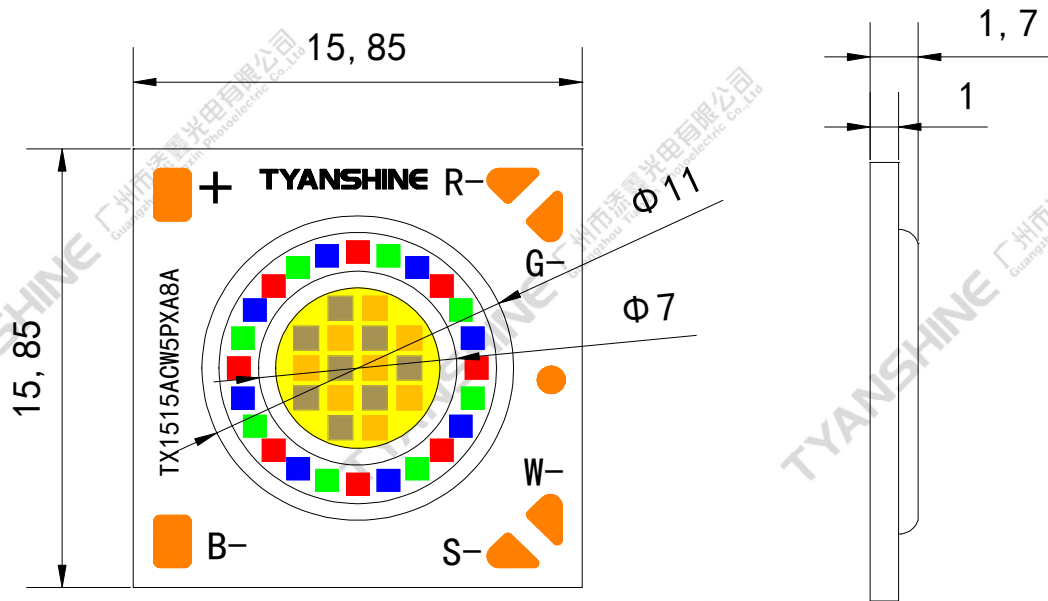
- ◆Red
- ◆Green
- ◆Blue
- ◆Warm White
- ◆White

Applications:

- ◆Indoor lighting
- ◆Outdoor lighting
- ◆Industrial Lighting
- ◆Consumer Lighting
- ◆Consumer Lighting

Part No.	TX-1515RGBWS40A11M08-02H90	Spec No.	WKF-DA0068	Page	1 of 8
-----------------	----------------------------	-----------------	------------	-------------	--------

Package Dimensions:



R-Red; G-Green; W-White; S-Warm white; B-Blue

Notes:

1. All dimensions are in millimeters (inches).
2. Tolerance is ± 0.25 mm (0.01") unless otherwise noted.

Absolute Maximum Ratings at Ta=25°C

Parameter	Symbol	MAX.	Unit
LED Junction Temperature	T _j	110	°C
Power Dissipation	P _D	R	8100
		G	14400
		B	14400
		W	14400
		S	14400
Continuous Forward Current	I _F	R	450
		G	600
		B	600
		W	600
		S	600
Reverse Voltage	V _R	—	V
Electrostatic Discharge Threshold (ESD)	ESD	2000	V
Operating Temperature Range	T _{opr}	-30 to +70	°C
Storage Temperature Range	T _{spr}	-30 to +85	

Notes:

- Specifications are subject to change without notice.
- The data on this specification is for reference only and the actual data is in accordance with the acknowledgment.
- Precautions for ESD:
 STATIC SHIELD Electricity and surge damages the LED. It is recommended to use a wrist band or anti-electrostatic glove when handling the LED. All devices, equipment and machinery must be properly grounded.

Characteristics (Ta=25°C,R/G/B/W/S:IF=350mA):

Parameter	Symbol	Emitting Color	Values			Units
			Min.	Typ.	Max.	
Luminous Flux	ϕ_v	R	220	270	—	lm
		G	510	610	—	
		B	100	130	—	
		W	700	810	—	
		S	600	700	—	
Viewing Angle at 50 % IV	$2\theta_{1/2}$	R	—	115	—	Deg
		G	—	115	—	
		B	—	115	—	
		W	—	115	—	
		S	—	115	—	
Peak Emission Wavelength	λ_p	R	630	635	640	nm
		G	515	520	525	
		B	445	450	455	
Dominant Wavelength	λ_d	R	620	625	630	nm
		G	522	527	532	
		B	450	455	460	
Spectral Line Half-Width	$\Delta\lambda$	R	15	20	25	nm
		G	25	30	35	
		B	15	20	25	
Forward Voltage	V_f	R	15	17	19	V
		G	20	22	24	
		B	22	24	26	
		W	22	24	26	
		S	22	24	26	
Correlated Colour Temperature	CCT	W	3850	—	4100	K
		S	2200	—	2300	
Color Rendering Index	Ra	W	90	—	—	
		S	70	—	—	

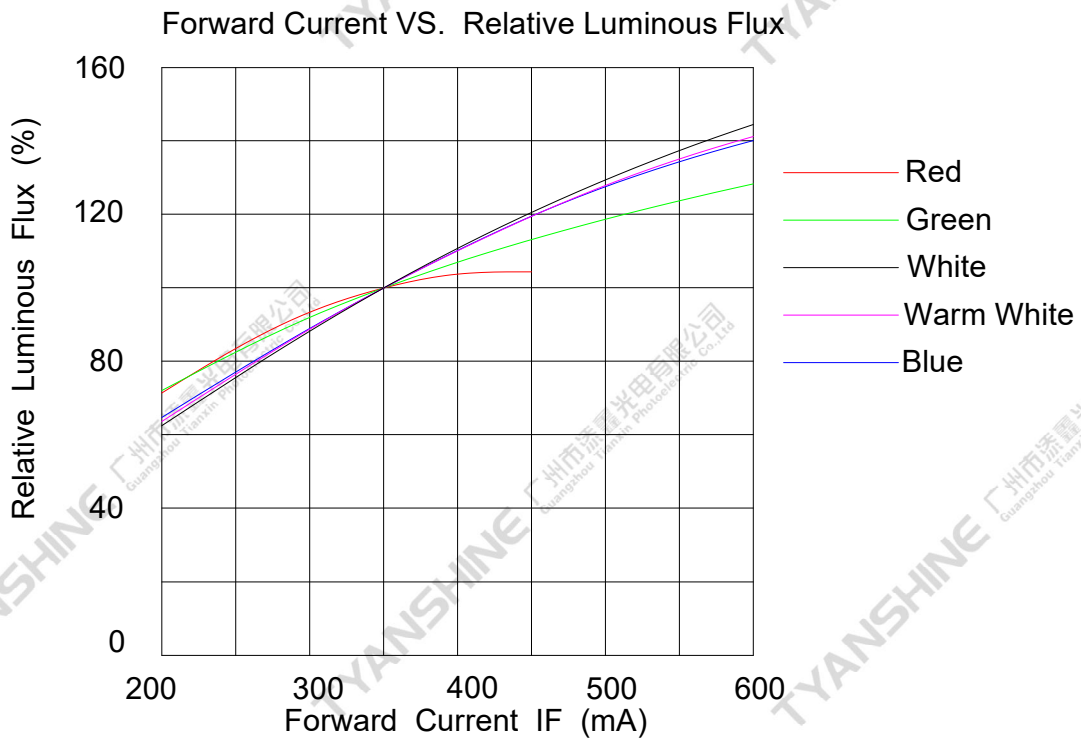
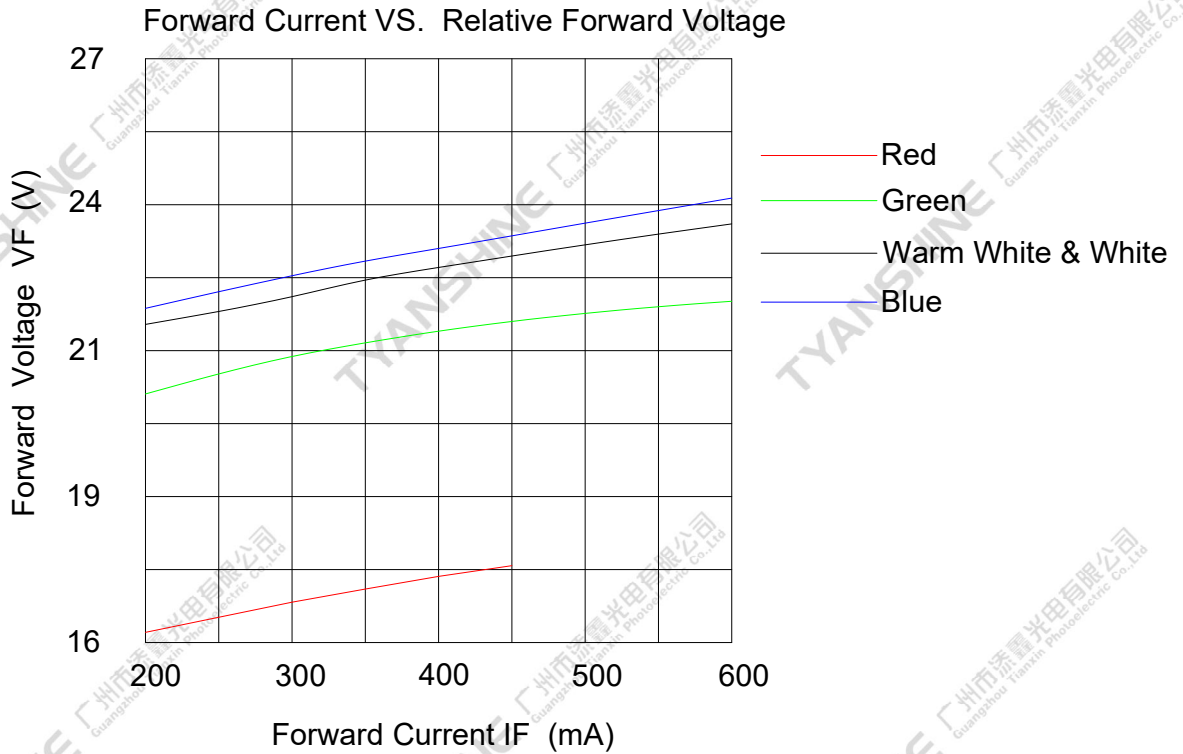
Notes:

- Luminous intensity is measured with a light sensor and filter combination that approximates the CIE eye-response curve.
- $2\theta_{1/2}$ is the off-axis angle at which the luminous intensity is half the axial luminous intensity
- The dominant wavelength (λ_d) is derived from the CIE chromaticity diagram and represents the single wavelength which defines the color of the device.
- Flux is measured with an accuracy of $\pm 10\%$.
- Forward voltage is measured with an accuracy of $\pm 3\%$.

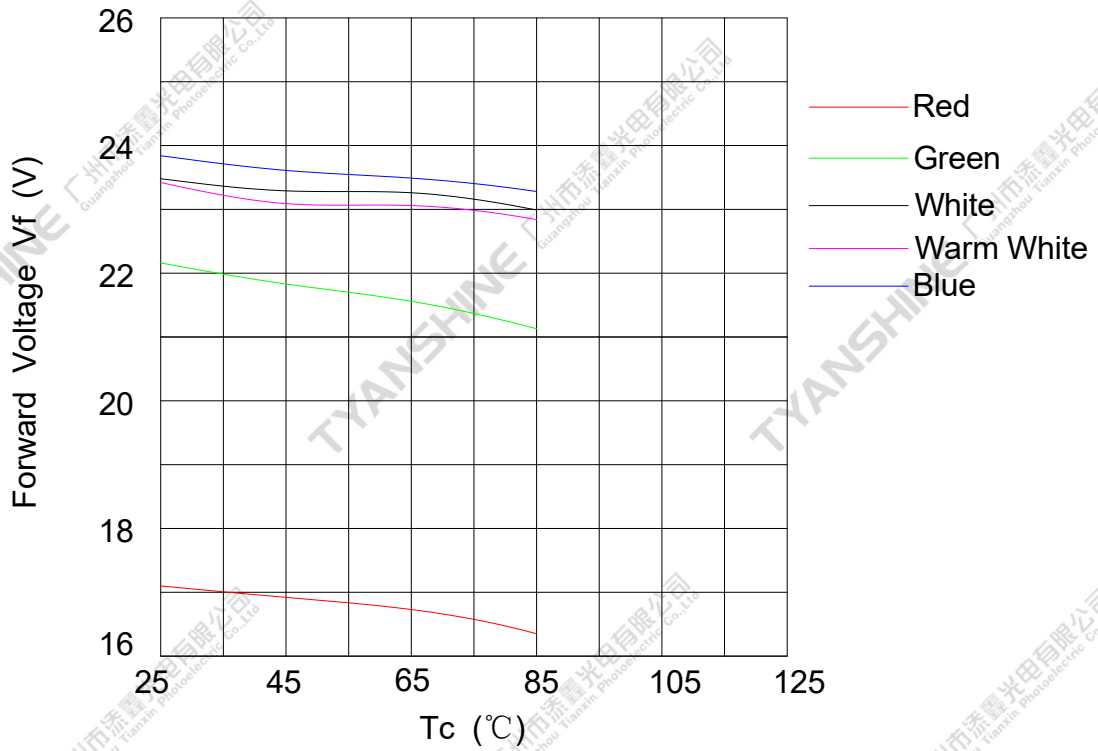
Part No.	TX-1515RGBWS40A11M08-02H90	Spec No.	WKF-DA0068	Page	4 of 8
-----------------	----------------------------	-----------------	------------	-------------	--------

Typical Electrical / Optical Characteristics Curves

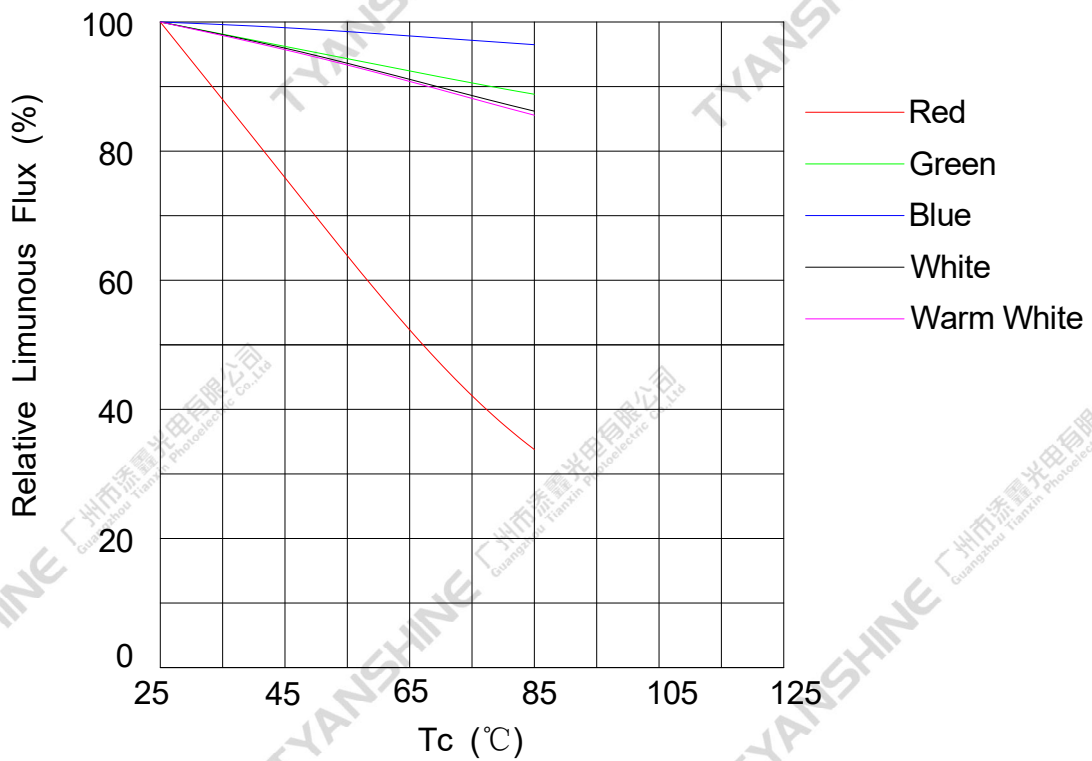
(25°C Ambient Temperature Unless Otherwise Noted)



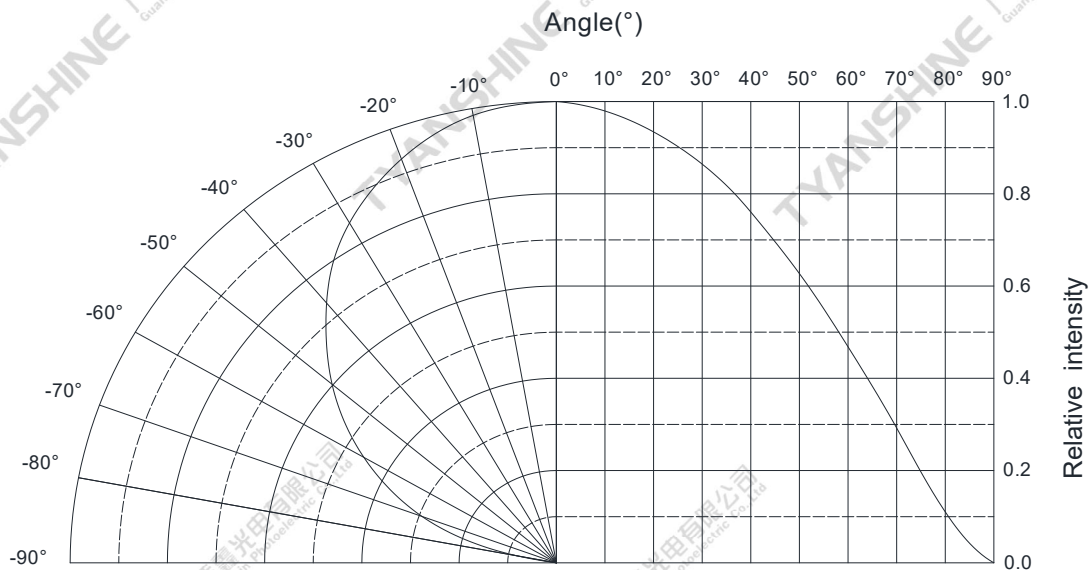
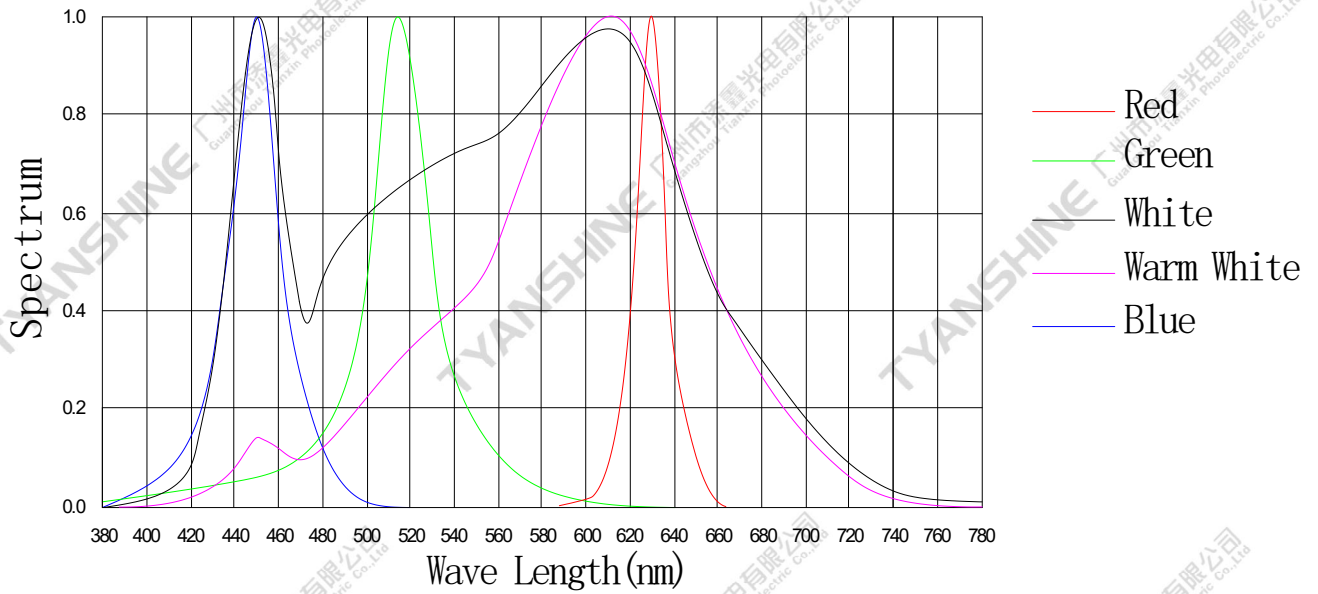
Temperature VS. Forward Voltage (IF=350mA)



Temperature VS. Relative Luminous FLux (IF=350mA)



Relative Spectral Distribution



Notes:

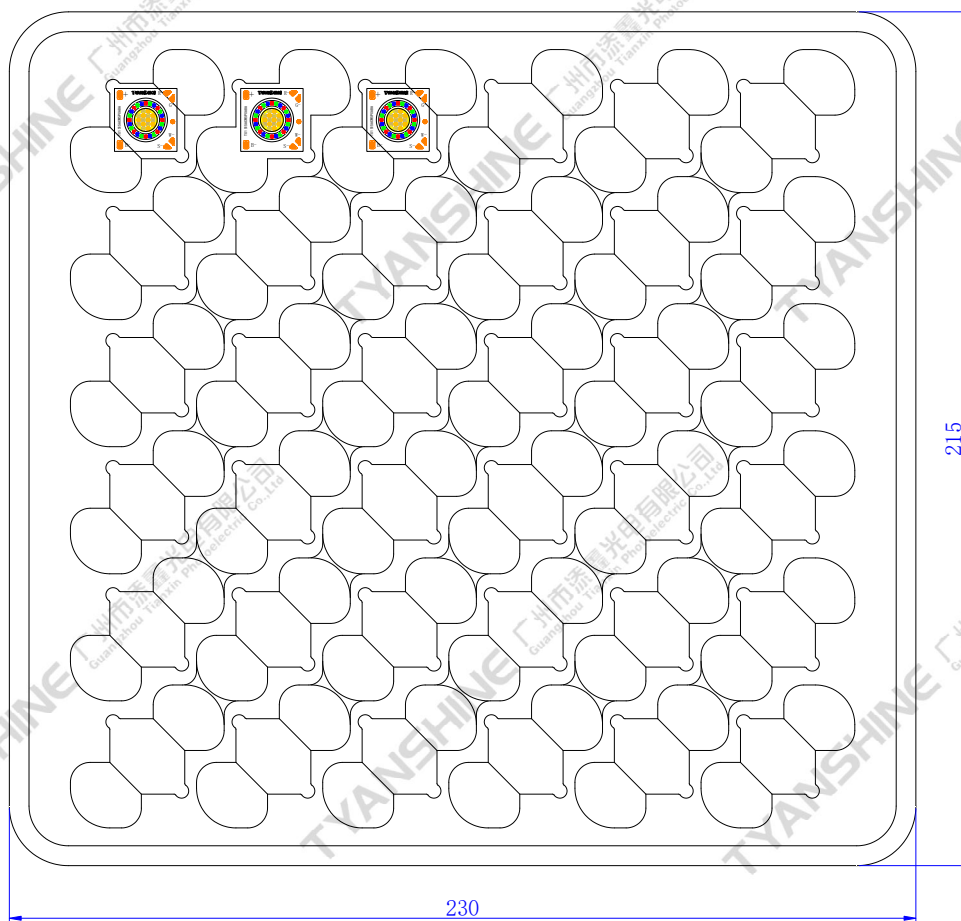
1. $2\theta_{1/2}$ is the off axis angle from lamp centerline where the luminous intensity is 1/2 of the peak value.

2. View angle tolerance is $\pm 5^\circ$.

Part No.	TX-1515RGBWS40A11M08-02H90	Spec No.	WKF-DA0068	Page	7 of 8
----------	----------------------------	----------	------------	------	--------

Dimensions For Cannulation And Packaging

Quantity: 36PCS



Notes:

1. All dimensions are in millimeters.
2. Tolerances are ± 2.0 mm unless otherwise noted.
3. The products are packaged together with silica gel, Transport, not to the weight of welding LED light-emitting area, As a result of the weight of LED light-emitting zone in the quality of, Irresponsible of the Company.

Part No.	TX-1515RGBWS40A11M08-02H90	Spec No.	WKF-DA0068	Page	8 of 8
-----------------	----------------------------	-----------------	------------	-------------	--------