

TX-1518SW11A-2760V39-10H90

PRODUCT SPECIFICATION

Features:

- ◆ Excellent transiting heat from LED chip operating under 500mA.
- ◆ Provide uniform cross distribution of positive white and warm white dual color scheme, mixed pure.
- ◆ High luminous output.
- ◆ No UV.
- ◆ Encapsulated materials are environmentally certified and meet environmental requirements.

Chip Material:

- ◆ GaInN

Emitting Color:

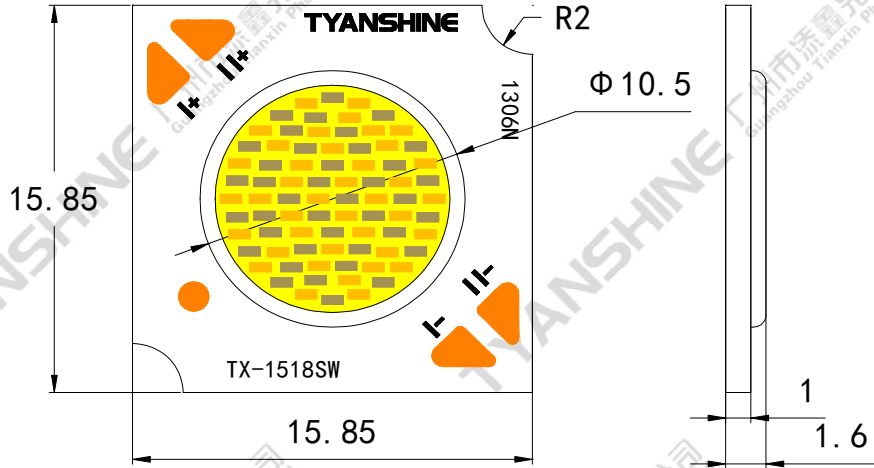
- ◆ White
- ◆ Warm white

Applications:

- ◆ Commercial lighting
- ◆ General Lighting

Part No.	TX-1518SW11A-2760V39-10H90	Spec No.	WKF-DA0090	Page	1 of 6
----------	----------------------------	----------	------------	------	--------

Package Dimensions:



I: Warm White (S) ; II: White (W)

Notes:

- 1.All dimensions are in millimeters .
- 2.Tolerances unless otherwise mentioned are $\pm 0.25\text{mm}$.

Code Formats:

TX-1518SW11A-2760V39-10H90

TX	—	15	18	SW	11	A	—	2760	V39	—	10	H90
TYANSHINE	—	series	watt typ	performance	LES	texture	—	CCT	VOLTs	—	BOM	Ra

Part No.	TX-1518SW11A-2760V39-10H90	Spec No.	WKF-DA0090	Page	2 of 6
----------	----------------------------	----------	------------	------	--------

Absolute Maximum Ratings

Parameter	Symbol	Ratings	Unit
Forward Current	IF	500	mA
Reverse Voltage	V _R	Not designed for reverse operation	V
Power Dissipation	P _D	S	20
		W	20
		S+W	20
Junction Temperature	T _j	S	150
		W	150
Case Temperature (C)	T _c	85	°C
Electrostatic Discharge Threshold (ESD)	ESD	2000	V
Storage Temperature	T _{stg}	-30~+100	°C
Operation Temperature	T _{opr}	-30~+85	

Notes:

- Specifications are subject to change without notice.
- The data on this specification is for reference only and the actual data is in accordance with the acknowledgment.
- Precautions for ESD:
STATIC SHIELD Electricity and surge damages the LED. It is recommended to use a wrist band or anti-electrostatic glove when handling the LED. All devices, equipment and machinery must be properly grounded.

Electrical Optical Characteristics (Tc=25°C)

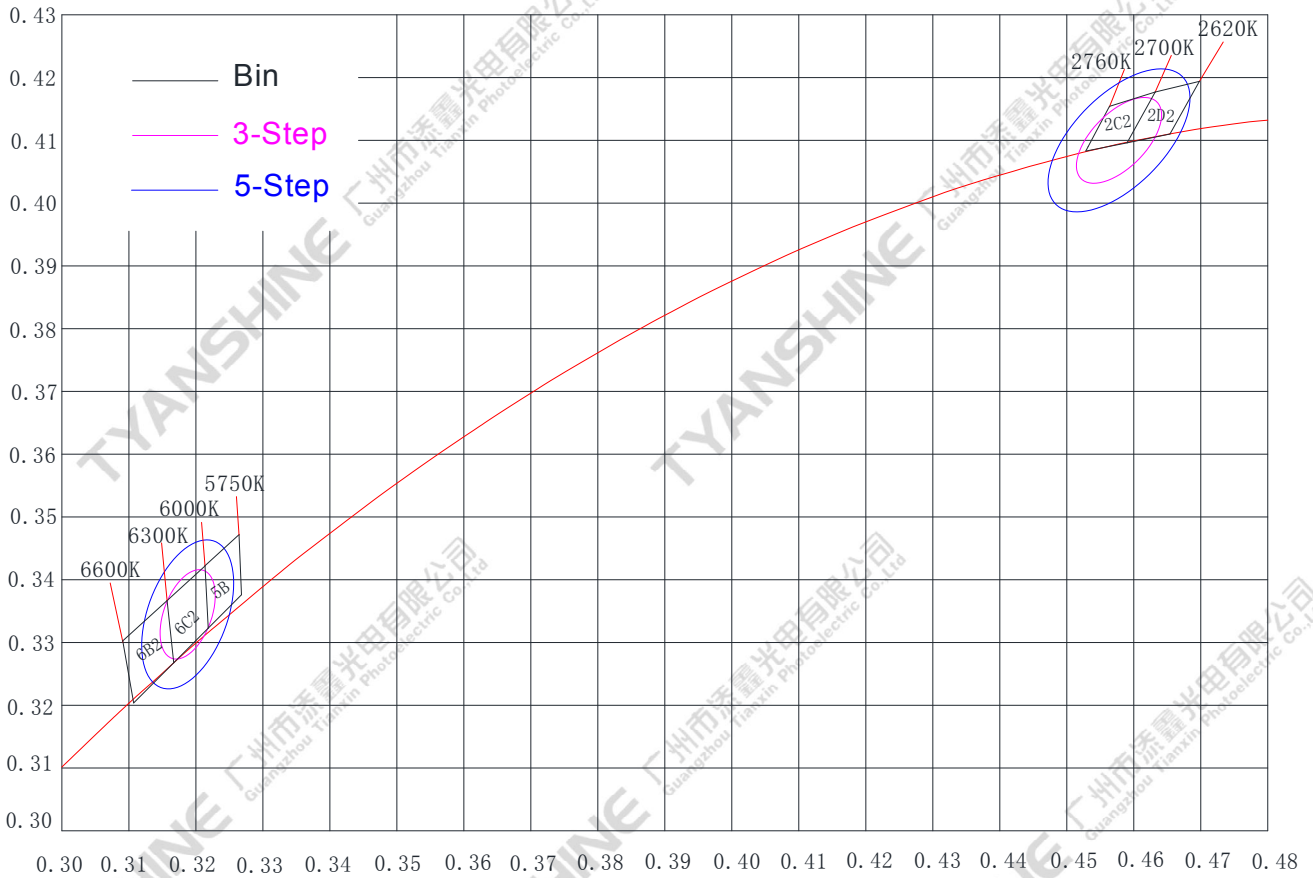
Parameter	Symbol	Condition	Emitting color	Min.	Typ.	Max.	Units
Luminous Flux	Φ_v	If=350mA	S	1050	1250	—	lm
			W	1400	1600	—	
Forward Voltage	V_f		S	35	37	39	V
			W	35	37	39	
Correlated Colour Temperature	CCT		S	2620	2700	2760	K
			W	5750	—	6600	
Viewing Angle at 50 % IV	$2\theta_{1/2}$		S	—	115	—	Deg
			W	—	115	—	
Reverse Current	I_R		—	—	—	—	μA
Color Rendering Index	Ra		S	90	—	—	—
		W	90	—	—		

Notes:

- 1.Luminous intensity is measured with a light sensor and filter combination that approximates the CIE eye-response curve.
2. $\theta_{1/2}$ is the off-axis angle at which the luminous intensity is half the axial luminous intensity.
- 3.Luminous flux measurement tolerance:±10%.
- 4.Forward voltage measurement tolerance:±3%.
- 5.Ra measurement tolerance: ±2.

Part No.	TX-1518SW11A-2760V39-10H90	Spec No.	WKF-DA0090	Page	4 of 6
----------	----------------------------	----------	------------	------	--------

Chromaticity Coordinates (Condition : IF=350mA , Tc=25°C)



Notes:

1.chromaticity (x, y) measurements tolerance: ±0.005.

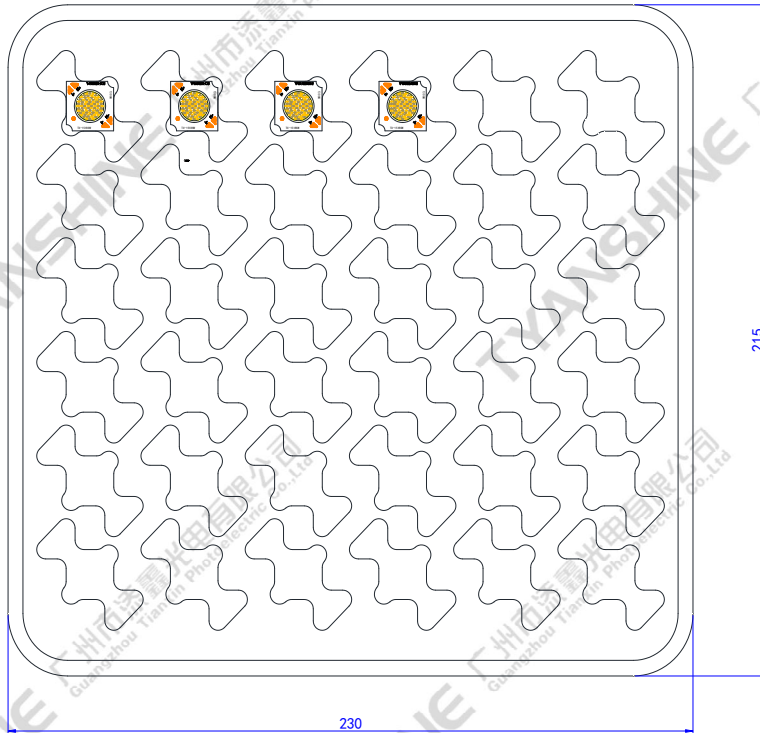
Reliability Test

Test Item	Test Condition
Continuous Operation Test	IF=350mA Ta=25°C ×1000hrs
Low Temperature Storage Test	-30°C × 1000 hours
High Temperature Storage Test	100 °C × 1000 hours
Moisture-proof Test	85 °C, 85 %RH for 500 hours
Thermal Shock Test	-30 °C × 30 minutes – 100 °C × 30 minutes, 100 cycle

Part No.	TX-1518SW11A-2760V39-10H90	Spec No.	WKF-DA0090	Page	5 of 6
----------	----------------------------	----------	------------	------	--------

Dimensions For Cannulation And Packaging

Quantity: 36PCS



Notes:

1. All dimensions are in millimeters.
2. Tolerances are ± 2.0 mm unless otherwise noted.
3. The products are packaged together with silica gel, Transport, not to the weight of welding LED light-emitting area, As a result of the weight of LED light-emitting zone in the quality of, Irresponsible of the Company.

Part No.	TX-1518SW11A-2760V39-10H90	Spec No.	WKF-DA0090	Page	6 of 6
----------	----------------------------	----------	------------	------	--------